



InvestMalaysia

investmalaysia.mida.gov.my

Jawatankuasa Pengecualian Cukai (JPC)

User Guide for Machinery and Equipment (Agriculture)

Learn About the System


Powered by  **eTRANS**

Table of Contents

Chapter 1	COMMON SECTIONS	3
1.1	Company	3
1.2	Previous Approval Records	5
1.3	Project Cost	14
1.4	Financing Details	16
1.5	Manpower	21
1.6	Supporting Documents	26
1.7	Declaration	29
Chapter 2	APPLICATION (NEW)	37
2.1	Machinery and Equipment (Agriculture)	37
Chapter 3	APPLICATION (PREVIOUS APPROVAL)	53
3.1	Machinery and Equipment (Agriculture)	53
Chapter 4	APPLICATION (AMENDMENT)	68
4.1	Machinery and Equipment (Agriculture)	68
Chapter 5	APPLICATION (APPEAL)	85
5.1	Machinery and Equipment (Agriculture)	85
Chapter 6	APPLICATION (SURRENDER)	101
6.1	Machinery and Equipment (Agriculture)	101

Chapter 1 COMMON SECTIONS

1.1 Company

 Company

Company/Applicant Name *
- Select Company/Applicant Name -

Registration Type *
- Select Registration Type -

Date of Incorporation *
DD/MM/YYYY

Company Registration No. *
Income Tax Reference No.

EPF No.
SOCSO No.

Registered Address *
Address 1
Address 2
Address 3 (Optional)

Country *
- Select Country -

State *
City *

Postcode *
 Same as Registered Address

Correspondence Address *
Address 1
Address 2
Address 3 (Optional)

Country *
Malaysia

State *
- Select State -

City *
- Select City -

Postcode *


Customs Control Station *
- Select State -
- Select Customs Control Station -

Total Employment *
0


Website

1. Fill-in required details in:


a) Company

Company Background * 

Describe your company, business background, activity, establishment and etc (Limited to 1000 characters only).

Particular Board of Director * 

No.	Name *	Nationality *	Shares Held in the Company *
No items to show...			
			Total 0 %

Contact Person * 

No.	Title *	Name *	Designation *	Email *	Phone No.*	Fax No.
No items to show...						

b) Company Background

c) Particular Board of Director

d) Contact Person

2. Click the **[Next]** button

The system will redirect to the **'Previous Approval Records'** section.

1.2 Previous Approval Records

Previous Approval Records

Approval of Manufacturing Licence(s) under the Industrial Coordination Act, 1975 a

No.	Licence No.	Serial No.	Effective Date	Product(s)/Activity(s)	Premise(s)/Factory L
No items to show...					

Permit(s) under the Petroleum Development Act,1974 b

No.	Reference No.	Permit No.	Serial No.	Date of Approval	Product(s)/Activity(s)	Premise
No items to show...						

Confirmation Letter(s) for a Company Exempted from Manufacturing Licence (ICA10) c

No.	Reference No.	Date of Approval	Product(s)/Activity(s)	Premise(s)/Factory Location(s)	Filename
No items to show...					

OHQ/IPC/RDC/R&D/IILS/RE/RO Status Approved by MIDA d

No.	Reference No.	Application Type	Date of Approval	Effective Date	Status Period (Year)
No items to show...					

Incentive Approved by MIDA e

No.	Reference No.	Type of Incentive	Date of Approval	Effective Date	Product(s)/Activity(s)
No items to show...					

Grant Approved by MIDA f

No.	Reference No.	Type of Grant	Effective Date	Grant Amount (RM)	Grant Period (Years)	Pr
No items to show...						

Incentive Approved by Other Government Agencies g

No.	Type of Incentive	Reference No.	Date of Approval	Effective Date	Ministry(s)/Agency(s)
+ Add Record					

Grant Approved by Other Government Agencies h

No.	Type of Grant	Reference No.	Effective Date	Ministry(s)/Agency(s)	Grant Amount (RM)
+ Add Record					

Fill in all required information in the Company Profile

1. Go to Company Dashboard and click the **[Company Profile]** link

2. Click the **[Industrial Profile]** tab

Approval of Manufacturing Licence(s) under the Industrial Coordination Act, 1975

No.	Licence No.	Serial No.	Effective Date	Product(s)/Activity(s)	Premise(s)/Factory L
No items to show...					

- a) Approval of Manufacturing Licence(s) under the Industrial Coordination Act, 1975
(Refer to [InvestMalaysia] Company Profile (IRPM) User Guide. Chapter 3 Industrial Profile : 3.8.1 and 3.8.2)
 - Only Verified Manufacturing Licence(s) will be displayed in this section.

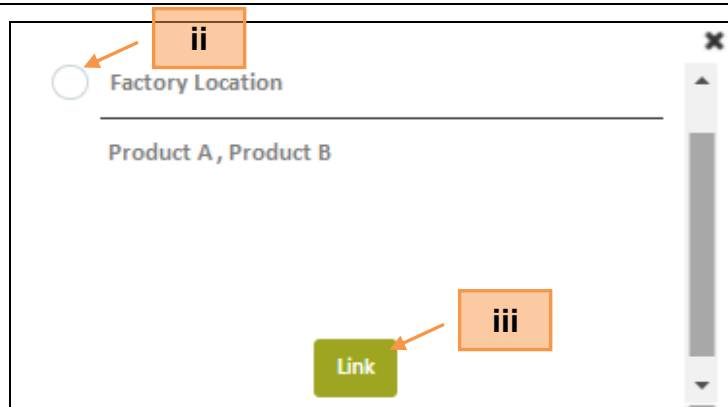
Previous Approval Records Comment

Approval of Manufacturing Licence(s) under the Industrial Coordination Act, 1975

No.	Licence No.	Serial No.	Effective Date	Product(s)/Activity(s)	Premise(s)/Factory Location(s)	Equity Condition	Export Condition	
1.	A019599	A033207	08/05/2014	Product A, Product B	Factory Location	i		Doc.

[Link with Data Store](#)

- i. Click **[Link with Data Store]** to link/sync the Factory Location in Section C: Previous Approval Record/Data Store with Factory Location in IRPM (Industrial Profile).



- ii. Select the Factory Location radio button (Please ensure the Factory Location is same then can proceed to link/sync).
- iii. Click the **[Link]** button

Previous Approval Records Comment

Approval of Manufacturing Licence(s) under the Industrial Coordination Act, 1975

No.	Licence No.	Serial No.	Effective Date	Product(s)/Activity(s)	Premise(s)/Factory Location(s)	Equity Condition	Export Condition	
1.	A019599	A033207	08/05/2014	Product A, Product B	Factory Location Unlink iv			Doc.

- iv. Click **[Unlink]** to unlink/unsync the Factory Location in Section C: Previous Approval Record/Data Store with Factory Location in IRPM (Industrial Profile). This function can be used if the company select the wrong Factory Location.

Previous Approval Records Comment

Approval of Manufacturing Licence(s) under the Industrial Coordination Act, 1975

No.	Licence No.	Serial No.	Effective Date	Product(s)/Activity(s)	Premise(s)/Factory Location(s)	Equity Condition	Export Condition	
1.	A019599	A033207	08/05/2014	Product A, Product B Link with Data Store	Factory Location Unlink			Doc.

v

- v. Click **[Link with Data Store]** to link/sync the Product(s)/Activity(s) in Section C: Previous Approval Record/Data Store with Product(s)/Activity(s) in IRPM (Industrial Profile).

Previous Approval Records Comment

Approval of Manufacturing Licence(s) under the Industrial Coordination Act, 1975

No.	Licence No.	Serial No.	Effective Date	Product(s)/Activity(s)	Premise(s)/Factory Location(s)	Equity Condition	Export Condition	
1.	A019599	A033207	08/05/2014	Product A, Product B Unlink	Factory Location Unlink			Doc.

vi

- vi. Click **[Unlink]** to unlink/unsync the Product(s)/Activity(s) in Section C: Previous Approval Record/Data Store with Product(s)/Activity(s) in IRPM (Industrial Profile). This function can be used if the company select the wrong Product(s)/Activity(s).

Permit(s) under the Petroleum Development Act,1974

No.	Reference No.	Permit No.	Serial No.	Date of Approval	Product(s)/Activity(s)	Premise
No items to show...						

- b) Permit(s) under the Petroleum Development Act,1974
**(Refer to [InvestMalaysia] Company Profile (IRPM) User Guide.
Chapter 3 Industrial Profile : 3.8.3)**

- Only Verified Permit(s) will be displayed in this section.

Confirmation Letter(s) for a Company Exempted from Manufacturing Licence (ICA10)

No.	Reference No.	Date of Approval	Product(s)/Activity(s)	Premise(s)/Factory Location(s)	Filename
No items to show...					

- c) Confirmation Letter(s) for a Company Exempted from Manufacturing Licence (ICA10)

(Refer to [InvestMalaysia] Company Profile (IRPM) User Guide.

Chapter 3 Industrial Profile : 3.8.5)

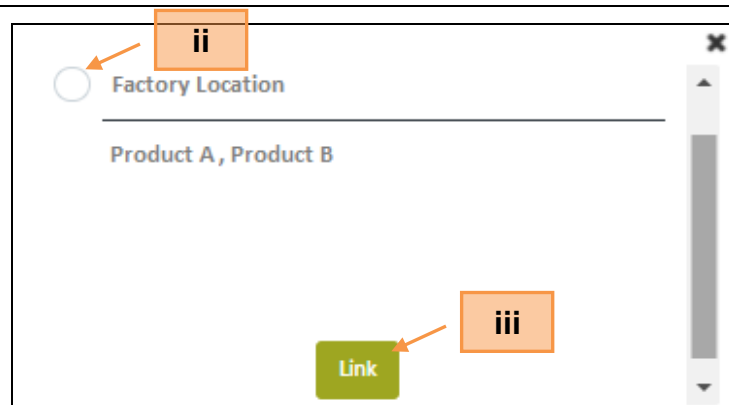
- Only Verified Confirmation Letter(s) will be displayed in this section.

Confirmation Letter(s) for a Company Exempted from Manufacturing Licence (ICA10)

No.	Reference No.	Date of Approval	Product(s)/Activity(s)	Premise(s)/Factory Location(s)	Filename
1.	A019599	08/05/2014	Product A, Product B	Factory Location	

Link with Data Store

- i. Click **[Link with Data Store]** to link/sync the Factory Location in Section C: Previous Approval Record/Data Store with Factory Location in IRPM (Industrial Profile).



- ii. Select the Factory Location radio button (Please ensure the Factory Location is same then can proceed to link/sync.
- iii. Click the **[Link]** button

Confirmation Letter(s) for a Company Exempted from Manufacturing Licence (ICA10)

No.	Reference No.	Date of Approval	Product(s)/Activity(s)	Premise(s)/Factory Location(s)	Filename
1.	A019599	08/05/2014	Product A, Product B	Factory Location Unlink	

- iv. Click **[Unlink]** to unlink/unsync the Factory Location in Section C: Previous Approval Record/Data Store with Factory Location in IRPM (Industrial Profile). This function can be used if the company select the wrong Factory Location.

Confirmation Letter(s) for a Company Exempted from Manufacturing Licence (ICA10)

No.	Reference No.	Date of Approval	Product(s)/Activity(s)	Premise(s)/Factory Location(s)	Filename
1.	A019599	08/05/2014	Product A, Product B Link with Data Store	Factory Location Unlink	

- v. Click **[Link with Data Store]** to link/sync the Product(s)/Activity(s) in Section C: Previous Approval Record/Data Store with Product(s)/Activity(s) in IRPM (Industrial Profile).

Confirmation Letter(s) for a Company Exempted from Manufacturing Licence (ICA10)

No.	Reference No.	Date of Approval	Product(s)/Activity(s)	Premise(s)/Factory Location(s)	Filename
1.	A019599	08/05/2014	Product A, Product B Unlink	Factory Location Unlink	

- vi. Click **[Unlink]** to unlink/unsync the Product(s)/Activity(s) in Section C: Previous Approval Record/Data Store with Product(s)/Activity(s) in IRPM (Industrial Profile). This function can be used if the company select the wrong Product(s)/Activity(s).

OHQ/IPC/RDC/R&D/IILS/RE/RO Status Approved by MIDA

No.	Reference No.	Application Type	Date of Approval	Effective Date	Status Period (Year)
No items to show...					

d) OHQ/IPC/RDC/R&D/IILS/RE/RO Status Approved by MIDA

(Refer to [InvestMalaysia] Company Profile (IRPM) User Guide.

Chapter 3 Industrial Profile : 3.8.6)

- Only Verified OHQ/IPC/RDC/R&D/IILS/RE/RO will be displayed in this section.

Incentive Approved by MIDA

No.	Reference No.	Type of Incentive	Date of Approval	Effective Date	Product(s)/Activity(s)
No items to show...					

e) Incentive Approved by MIDA

(Refer to [InvestMalaysia] Company Profile (IRPM) User Guide.

Chapter 3 Industrial Profile : 3.8.7)

- Only Verified Incentive will be displayed in this section.

Grant Approved by MIDA

No.	Reference No.	Type of Grant	Effective Date	Grant Amount (RM)	Grant Period (Years)	Pr...
No items to show...						


f) Grant Approved by MIDA


(Refer to [InvestMalaysia] Company Profile (IRPM) User Guide.

Chapter 3 Industrial Profile : 3.8.8)


- Only Verified Grant will be displayed in this section.

Incentive Approved by Other Government Agencies

No.	Type of Incentive	Reference No.	Date of Approval	Effective Date	Ministry(s)/Agency(s)
					

- g) Incentive Approved by Other Government Agencies (if applicable)
- Click the **[+Add Record]**
 - The system will add a new row to insert the details.
 - Fill in required details:
 - Type of Incentive
 - Reference No.
 - Date of Approval
 - Effective Date
 - Ministry(s)/Agency(s)
 - Incentive Period (Years)
 - Product(s)/Activity(s)
 - Premise(s)/Factory Location(s)
 - Incentive Status
 - Filename (Attachment)
 - Click  **[Save) button**
 - The system will save and display an Incentive Approved by Other Government Agencies record.

Grant Approved by Other Government Agencies

No.	Type of Grant	Reference No.	Effective Date	Ministry(s)/Agency(s)	Grant Amount (RM)
					

- h) Grant Approved by Other Government Agencies (if applicable)
- Click the **[+Add Record]**
 - The system will add a new row to insert the details.
 - Fill in required details:

- Type of Grant
- Reference No.
- Effective Date
- Ministry(s)/Agency(s)
- Grant Amount (RM)
- Grant Period (Years)
- Product(s)/Activity(s)
- Premise(s)/Factory Location(s)
- Grant Status
- Filename (Attachment)

iv. Click  **[Save) button**

v. The system will save and display a Grant Approved by Other Government Agencies record.


2. Click the **[Next]** button

The system will redirect to '**Project Cost**' section.

1.3 Project Cost

Project Cost

Jalan Permata SS34, Taman Permata, 25150 Gambang, Pahang, Malaysia

1. Click on the  (expand) button to expand the Project Cost details.

Project Cost

Jalan Permata SS34, Taman Permata, 25150 Gambang, Pahang, Malaysia

Cost

Cost of Fixed Assets										
Year	Land *		Building/Factory/Premise *		Plant & Machinery *		Other Equipment *			
2020	0.00	hectare	0.00	m ²	0.00	RM	0.00	RM	0.00	RM
	RM	0.00	RM	0.00						

Others Cost of Fixed asset

2020

Other Cost *	Amount *
Other Cost	0.00

[+ Add Record](#)

Total 0.00

Rental/Lease (if applicable)

Year	Land		Building/Factory/Premise		Plant & Machinery		Other Equipment			
2020	0.00	hectare	0.00	m ²	0.00	RM	0.00	RM	0.00	
	RM	0.00	RM	0.00						

Others Cost of Rental Lease

2020

Other Cost *	Amount *
Other Cost	0.00

[+ Add Record](#)

Total 0.00

2. Fill in required details in:

- a) Cost
 - i. Other Cost of Fixed Asset (if applicable)
- b) Rental/Lease (if applicable)
 - i. Other Cost of Rental Lease (if applicable)

Project Cost

Jalan Permata SS34, Taman Permata, 25150 Gambang, Pahang, Malaysia

Cost

Cost of Fixed Assets									
Year	Land *		Building/Factory/Premise *		Plant & Machinery *		Other Equipment *		
2020	1,000.00	hectare	1,000.00	m ²	RM	100,000.00	RM	200,000.00	RM
	RM	2,300,000.00	RM	350,000.00					

Others Cost of Fixed asset

2020

Other Cost *	Amount *
Other Cost	0.00
+ Add Record	

Total 0.00

Rental/Lease (if applicable)

Year	Land		Building/Factory/Premise		Plant & Machinery		Other Equipment		
2020	0.00	hectare	0.00	m ²	RM	0.00	RM	0.00	
	RM	0.00	RM	0.00					

Others Cost of Rental Lease

2020

Other Cost *	Amount *
Other Cost	0.00
+ Add Record	

Total 0.00

3. Click the **[Next]** button
4. The system will redirect to the **'Financing Details'** section.

1.4 Financing Details

Financing Details

H1. Authorised Capital

Amount (RM) *Authorised Capital of Company	0.00
---	------

2020 ^

H2. Paid-up Capitals

1. Malaysian Individuals

No.	Malaysian Individuals	Amount (RM)	(%)
1.	Bumiputera	0.00	0.00
2.	Non-Bumiputera	0.00	0.00
Total		0.00	0.00

2. Company Incorporated in Malaysia

No.	Company Name	Amount (RM)	(%)
+ Add Record			
Total		0.00	0.00

3. Foreign Companies and Country of Origin

No.	Company Name	Country of Origin	Amount (RM)	(%)
+ Add Record				
Total			0.00	0.00

4. Total Paid-up Capital

Total (RM)	0.00
------------	------

5. Reserve (excluding capital appreciation)

Total (RM)	0.00
------------	------

6. Shareholder's Fund

Total (RM)	0.00
------------	------

1. Fill in required details in:
 - a) Authorised Capital
 - b) Paid-up Capital (Bumiputera/Non-Bumiputera)
 - c) Company Incorporated in Malaysia
 - d) Foreign Companies and Country of Origin
 - e) Reserve (excluding capital appreciation)

Financing Details

H1. Authorised Capital

Amount (RM) *Authorised Capital of Company	9,000,000.00
---	--------------

2020

H2. Paid-up Capitals

1. Malaysian Individuals

No.	Malaysian Individuals	Amount (RM)	(%)
1.	Bumiputera	2,000,000.00	57.14
2.	Non-Bumiputera	1,000,000.00	28.57
	Total	3,000,000.00	85.71

2. Company Incorporated in Malaysia

No.	Company Name	Amount (RM)	(%)
1.	Red Globe Corp	200,000.00	6.25
	+ Add Record		
	Total	200,000.00	6.25

3. Foreign Companies and Country of Origin

No.	Company Name	Country of Origin	Amount (RM)	(%)
	+ Add Record			
	Total		0.00	0.00

4. Total Paid-up Capital

Total (RM)	3,200,000.00
------------	--------------

5. Reserve (excluding capital appreciation)

Total (RM)	2,000,000.00
------------	--------------

6. Shareholder's Fund

Total (RM)	3,200,000.00
------------	--------------

H3. Loan			
1. Domestic Loan			
No.	Loans	Amount (RM)	(%)
1.	Total (RM)	0.00	0.00
2. Foreign Loan			
No.	Country	Amount (RM)	(%)
1.	-	0.00	0.00
+ Add Record			
3. Total Loan			
No.	Loans	Amount (RM)	(%)
1.	Total (RM)	0.00	0.00
H4. Other Sources			
No.	Other Sources	Amount (RM)	(%)
+ Add Record			
	Total	0.00	0.00

- f) Loan
- i. Domestic Loan (if applicable)
 - ii. Foreign Loan (if applicable)
 - iii. Other Sources (if applicable)

H3. Loan			
1. Domestic Loan			
No.	Loans	Amount (RM)	(%)
1.	Total (RM)	1,000,000.00	90.91
2. Foreign Loan			
No.	Country	Amount (RM)	(%)
1.	Australia	100,000.00	9.09
+ Add Record			
3. Total Loan			
No.	Loans	Amount (RM)	(%)
1.	Total (RM)	1,100,000.00	100.00
H4. Other Sources			
No.	Other Sources	Amount (RM)	(%)
1.	Local Bank	1,000,000.00	100.00
+ Add Record			
	Total	1,000,000.00	100.00

H5. Total Financing

Total Paid-up Capital (RM)	Total Reserve (RM)	Total Loan (RM)	Total Other Sources (RM)	Total Financing (RM)
3,000,000.00	2,000,000.00	1,100,000.00	1,000,000.00	7,100,000.00

H6. Company Incorporated in Malaysia as indicated in H2 (No.2), please provide the equity structure as follows:

Company Name	Local Company Type	Amount (RM)	Bumiputera (%)	Non-Bumiputera (%)	Foreign Country (%)	Total
Red Globe Corp	- Select Local Company Type -	200,000.00	0.00	0.00	Add Country	Total needs to

H7. Ultimate Parent / Holding Company for Foreign Company as indicated H2 (No.3):

No.	Company Name	Ultimate Company	Country of Origin
-----	--------------	------------------	-------------------

g. Company Incorporated in Malaysia

- i. Local Company Type
- ii. Bumiputera (%)
- iii. Non-Bumiputera (%)
- iv. Foreign Country (%)

h. Ultimate Parent/Holding Company for Foreign Company

H6. Company Incorporated in Malaysia as indicated in H2 (No.2), please provide the equity structure as follows:

Company Name	Local Company Type	Amount (RM)	Bumiputera (%)	Non-Bumiputera (%)	Foreign Country (%)	Total (%)
Red Globe Corp	Trust Agencies	200,000.00	50.00	30.00	Australia - 10.00 Argentina - 10.00 Total: 20.00 Add Country	

H8. Equity Structure

No.	Equity Structure	Amount (RM)	Percentage (%)
A.	Malaysian Citizenship		
	1. Total Bumiputera	2,100,000.00	65.63
	2. Total Non-Bumiputera	1,060,000.00	33.13
B.	Foreigner		
	1. Total Foreigner	40,000.00	1.25
	Total	3,200,000.00	100.00

i. Equity Structure (System will calculate the Amount and Percentage)

H9. Financial Performance Record

Revenue (RM)	Profit (Loss) Before Tax (RM)	Taxable Expenditure (RM)	Net Profit (Loss) (RM)	Reserve (RM)
0.00	0.00	0.00	0.00	0.00

- j. Financial Performace
 - i. Revenue (if applicable)
 - ii. Profit (Loss) Before Tax (if applicable)
 - iii. Taxable Expenditure (if applicable)
 - iv. Net Profit (Loss) (if applicable)
 - v. Reserve (if applicable)

2. Click the **[Next]** button

3. The system will redirect to the **'Manpower'** section.

1.5 Manpower

Manpower

Jalan Permata SS34, Taman Permata, 25150 Gambang, Pahang, Malaysia

There two options provided by the system to add the manpower data.

- Add through the system
- Add by downloading the excel template and upload back to the system

- Click on the  (expand) button to expand the Manpower details.

Manpower

Jalan Permata SS34, Taman Permata, 25150 Gambang, Pahang, Malaysia

[Download Excel Template](#) [Upload Excel Template](#)

No.	Position *	Qualification *	Major *	Course	Experience *
+ Add Record					

Job Category	Number of Employees Based on Mo					
	≤ RM1,499		RM1,500 - RM2,999		RM3,000 - RM4,999	
	Malaysia	Foreign	Malaysia	Foreign	Malaysia	Foreign
	0	0	0	0	0	0

Job Category	Number of Employees Based on Ed								
	PhD		Master		Degree		Professional Certificate		M
	Malaysia	Foreign	Malaysia	Foreign	Malaysia	Foreign	Malaysia	Foreign	
	0	0	0	0	0	0	0	0	

- Fill in required details in **'Manpower'**
- Click the **[+Add Record]**
- The system will add a new row to insert the details.

Manpower

Jalan Permata SS34, Taman Permata, 25150 Gambang, Pahang, Malaysia

Download Excel Template Upload Excel Template

No.	Position *	Qualification *	Major *	Course	Experience *
1.	-Select Position-	-Select Qualification-	-Select Major-		-Select Experience-

✓ ✕ 🗑️

+ Add Record

5. Fill in required details:

- Position
- Qualification
- Major
- Course (if applicable)
- Experience
- Nationality
- Average Salary per Month (RM)
- Number of Staff

Manpower

Jalan Permata SS34, Taman Permata, 25150 Gambang, Pahang, Malaysia

Download Excel Template Upload Excel Template

No.	Position *	Qualification *	Major *	Course	Experience *
1.	Managerial	Master	Engineering	Engineering	Experienced (more 5 years)

✓ ✕ 🗑️

+ Add Record

6. Click  [Save] button

7. The system will save and display a Manpower record.

Manpower

Jalan Permata SS34, Taman Permata, 25150 Gambang, Pahang, Malaysia

8 [Download Excel Template](#) [Upload Excel Template](#)

No.	Position *	Qualification *	Major *	Course	Experience *
1.	Managerial	Master	Engineering	Engineering	Experienced (more 5 years)

+ Add Record

Job Category	Number of Employees Based on Mo					
	≤ RM1,499		RM1,500 - RM2,999		RM3,000 - RM4,999	
	Malaysia	Foreign	Malaysia	Foreign	Malaysia	Foreign
Managerial	0	0	0	0	0	0
Total	0	0	0	0	0	0

Job Category	Number of Employees Based on Ed							
	PhD		Master		Degree		Professional Certificate	
	Malaysia	Foreign	Malaysia	Foreign	Malaysia	Foreign	Malaysia	Foreign
Managerial	0	0	2	0	0	0	0	0
Total	0	0	2	0	0	0	0	0

8. Click the **[Download Excel Template]** button and open the template.

Manpower_24072020 024548 - Microsoft Excel

File Home Insert Page Layout Formulas Data Review View

Clipboard Font Alignment Number Styles

Id	Position	Qualification	Major	Course	Experience	Nationality	Salary (RM)	Number of Staff
1059	Managerial	Master	Engineering	Engineering	Experienced (more 5 years)	Foreign Nationals	20000	2

9. Fill in required details:

a) Position

- b) Qualification
- c) Major
- d) Course (if applicable)
- e) Experience
- f) Nationality
- g) Average Salary per Month (RM)
- h) Number of Staff

	A	B	C	D	E	F	G	H	I
1	Id	Position	Qualification	Major	Course	Experience	Nationality	Salary (RM)	Number of Staff
2	1059	Managerial	Master	Engineering	Engineering	Experienced (more 5 years)	Foreign Nationals	20000	2
3		Professionals (Engineers)	Master	Social Science	Science	Mid-career (2-5 years)	Malaysian	1000	1
4									
5									

10. Save the excel file

Manpower

Jalan Permata SS34, Taman Permata, 25150 Gambang, Pahang, Malaysia

Download Excel Template Upload Excel Template

No.	Position *	Qualification *	Major *	Course	Experience *
1.	Managerial	Master	Engineering	Engineering	Experienced (more 5 years)

+ Add Record

11. Click [Upload Excel Template] button and Upload File popup will be displayed.

Upload File


Choose File No file chosen

Upload Close

12. Choose an excel file that has been filled in.

13. Click **[Upload]** button and system will insert the data into the system.

No.	Position *	Qualification *	Major *	Course	Experience *
1.	Managerial	Master	Engineering	Engineering	Experienced (more 5 years)
2.	Professionals (Engineers)	Master	Social Science	Science	Mid-career (2-5 years)

 Add Record

14. Click the **[Next]** button

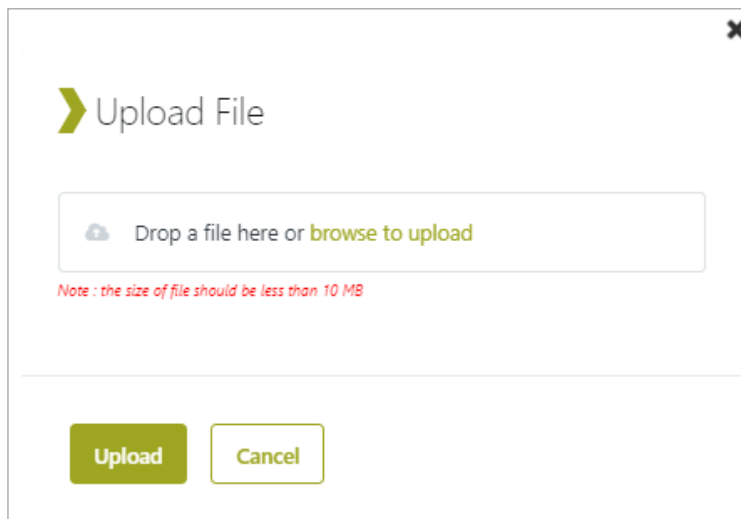
15. The system will redirect to **'Next'** section.

1.6 Supporting Documents

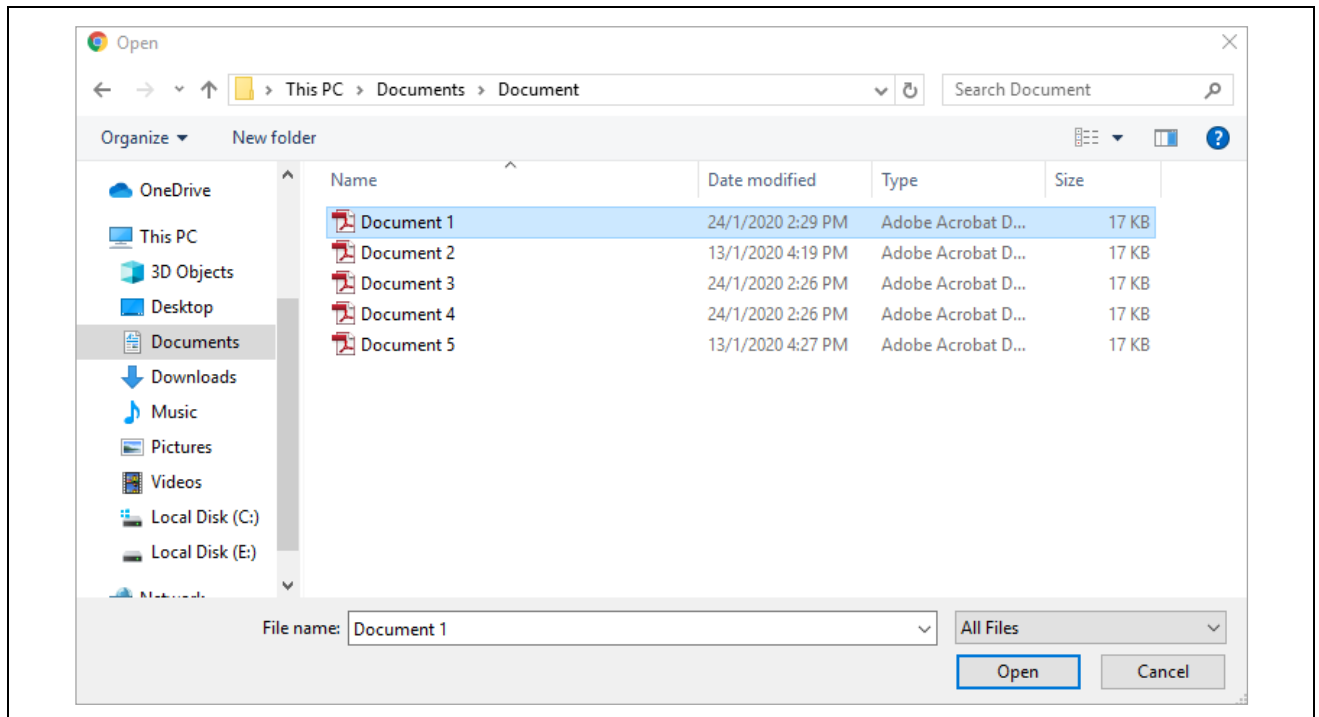
Supporting Documents + Add New Supporting Document

No.	Documents to be submitted	File Name
1.	Business Premise License from Local Authority *	Upload File
2.	Company profile (latest printout) generated from Companies Commission of Malaysia (SSM) e-Info Services *	Upload File
3.	Tax Incentive approval under Promotion of Investment Act, 1986 or Income Tax Act, 1967	Upload File
4.	Registration certificate or letter of acknowledgement if the application for registration certificate is pending approval from Department of Occupational Safety and Health (DOSH)	Upload File

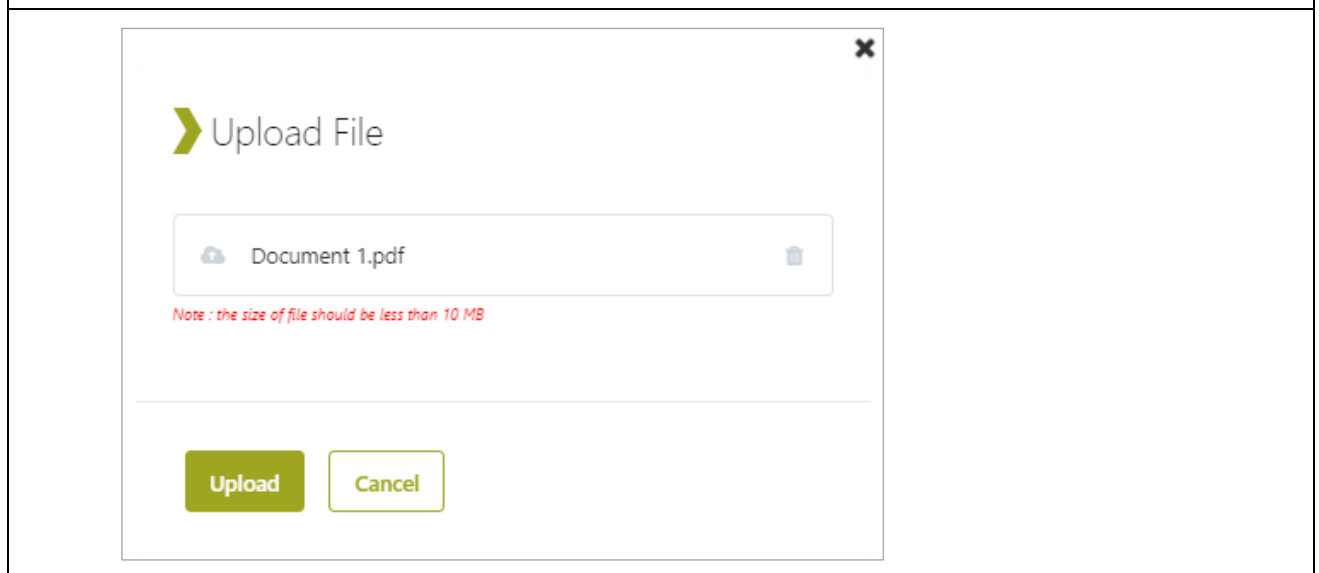
1. Upload mandatory document (denoted as ‘*’ sign) by click **[Upload File]**
2. The system will display pop-up message ‘**Upload File**’



3. Click the ‘**browse to upload**’
4. The system will open the windows file upload.



2. Select a file and click **[Open]** button
3. Then system will display the filename and ready to be uploaded.



4. Click the **[Upload]** button
5. The system will display the filename at **'Supporting Document'**.

Supporting Documents

[+ Add New Supporting Document](#)

No.	Documents to be submitted	File Name
1.	Business Premise License from Local Authority *	Document 1.pdf View Download Upload New File

6. Click the **[Next]** button
The system will redirect to the **'Declaration'** section.

1.7 Declaration

Declaration

I hereby declare that to the best of my knowledge, the particulars furnished in this application are true.

Name
- Select Name -

[Add Authorised Person](#)

Identity Card/Passport No. *
[Empty field]

Designation
[Empty field]

1. Click the dropdown **'Name'**
2. Select an Authorised Person from the dropdown list.

Declaration

I hereby declare that to the best of my knowledge, the particulars furnished in this application are true.

Name
Azhar

[Add Authorised Person](#)

Identity Card/Passport No. *
987654321

Designation
Manager

3. The system will auto-fill:
 - a) Identity No./Passport No.
 - b) Designation

i	hereby declare that to the best of my knowledge, the particulars furnished in this application are true:
ii	hereby furnished all the documents required as stated in the checklist:
iii	agree and understand that MIDA, in amongst its functions to advise the Government on matters related to economic planning, may disclose my company's information as and when necessary and only for purposes under the Malaysian Investment Development Authority (Incorporation) Act 1965 to relevant government bodies or government appointed bodies:
iv	warrant that no components of the project(s)/activity(ies) infringe the intellectual property rights of any third party. The Applicant agrees to fully indemnify MIDA against any loss, damages, costs and expenses including legal costs, which may be incurred as a result of any action or claim that may be made or initiated against it by any third parties alleging infringement of their intellectual property rights.
<input checked="" type="checkbox"/>	has engaged the services of the following consultant for my application :
<input type="checkbox"/>	hereby acknowledge that I have read, understood and agree on the above statements, and take full responsibility for all information and documents submitted to MIDA.

4. Tick the checkbox if engaging consultant services.

has engaged the services of the following consultant for my application :

Company Name *

Address *

State * City * Postcode *
- Select State - - Select State -

Name *

Designation *

Phone No. * Fax No.

Email Address *

Website

5. Fill in Consultant details such as:

- (a) Company Name
- (b) Address
- (c) State
- (d) City
- (e) Postcode
- (f) Name
- (g) Designation
- (h) Phone No.
- (i) Fax No.
- (j) Email Address
- (k) Website

i	hereby declare that to the best of my knowledge, the particulars furnished in this application are true:
ii	hereby furnished all the documents required as stated in the checklist:
iii	agree and understand that MIDA, in amongst its functions to advise the Government on matters related to economic planning, may disclose my company's information as and when necessary and only for purposes under the Malaysian Investment Development Authority (Incorporation) Act 1965 to relevant government bodies or government appointed bodies:
iv	warrant that no components of the project(s)/activity(ies) infringe the intellectual property rights of any third party. The Applicant agrees to fully indemnify MIDA against any loss, damages, costs and expenses including legal costs, which may be incurred as a result of any action or claim that may be made or initiated against it by any third parties alleging infringement of their intellectual property rights.

has engaged the services of the following consultant for my application :

hereby acknowledge that I have read, understood and agree on the above statements, and take full responsibility for all information and documents submitted to MIDA.

6. Tick the checkbox to agree with the terms and conditions stated in the **'Declaration'** section.

hereby acknowledge that I have read, understood and agree on the above statements, and take full responsibility for all information and documents submitted to MIDA.

7. Click the **[Save]** button. The system will display a success message.



In Progress

Company Name	Application No.	Division	<input type="button" value="\$ Processing Fee"/> <input type="button" value="Application Form"/>
--------------	-----------------	----------	--

Progress (5 / 5)

- A Company
- B Previous Company Activity/Project
- C Application
- D Additional/Supporting Documents
- E Declaration

Declaration Comment

Name *

- Select Name -

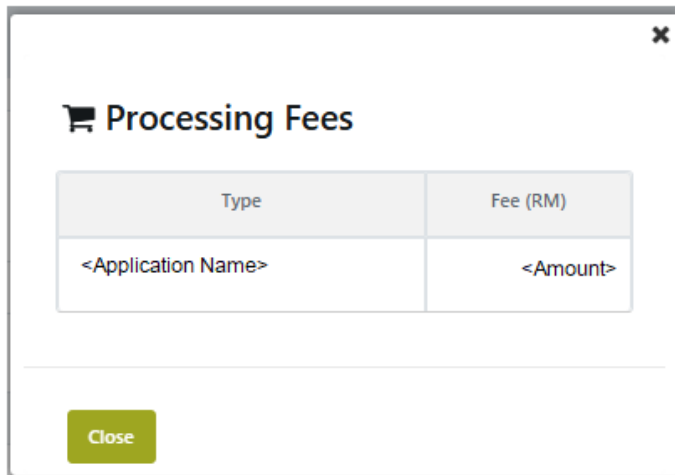
Identity Card/Passport No.

Designation

Managing Director

i hereby agree that this application can be closed by MIDA if the application under my purview is non-responsive to the requested information within the stipulated period.

hereby acknowledge that I have read, understood and agree on the above statements, and take full responsibility for all information and documents submitted to MIDA.

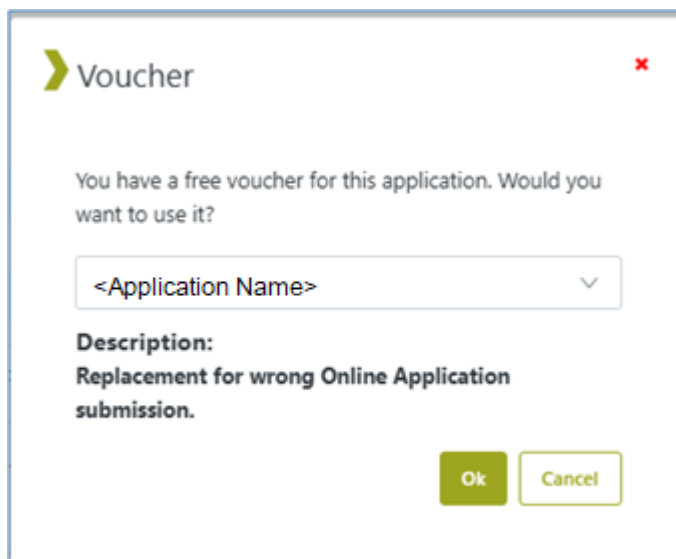


8. To check the application processing fee in the application header, click the [Processing Fee] button.

hereby acknowledge that I have read, understood and agree on the above statements, and take full responsibility for all information and documents submitted to MIDA.

Save Submit

9. Click the **[Submit]** button, and a popup message will appear if the application requires a submission fee and the company has a free voucher, allowing it to be applied.



10. Click the **[Submit]** button, and a popup message will appear if the application requires a submission fee and the company either does not have a free voucher or has chosen not to use it.

Payment Information

Type	Fee (RM)
<Application Name>	<Amount>

Proceed to payment ?

Yes No

11. If the company clicks [Yes] to proceed with payment, the system will display the payment screen for the company to select payment option and click on [Pay] to make the payment.

Select Payment Method

Card Online Banking QR and e-Wallet

Please ensure all payment details are accurate.

By continuing, you have read and agree to the [Terms and Conditions & Privacy Policy](#).

Cancel Pay

12. If the company, select Card as payment option.

The screenshot shows a payment interface. At the top, it says "We accept" followed by the logos for Mastercard and VISA. Below this, the amount to be paid is listed as "Amount MYR 1.00". A green heading "Pay with new card" is displayed. The form includes a "Card Number" field with the value "1234 5678 9123 4567", an "Expiry Date" field with the placeholder "MM / YY", and a "CVV" field. A green "Pay Now" button is located at the bottom of the form.

13. If the company, select Online Banking as payment option.

The screenshot displays the "Select Payment Method" screen. It features three options: "Card" (with a card icon), "Online Banking" (with a smartphone icon and a green border), and "QR and e-Wallet" (with a QR code icon). Below the options, a message states: "Please ensure all payment details are accurate." A "Select Bank" dropdown menu is positioned below the message. At the bottom, there is a disclaimer: "By continuing, you have read and agree to the [Terms and Conditions & Privacy Policy](#)." Two buttons, "Cancel" and "Pay", are located at the very bottom.

14. If the company, select QR and e-Wallet as payment option.

Select Payment Method

Card Online Banking QR and e-Wallet

Please ensure all payment details are accurate.

Select e-Wallet

By continuing, you have read and agree to the [Terms and Conditions & Privacy Policy](#).

Cancel Pay

15. A popup message will appear to verify the Digicert if the payment has been made or if the application does not require a processing fee.

Verify Digicert

IC/Passport
987654321

PIN

Confirm Cancel

16. Click the **[Cancel]** button system will return to the **'Declaration'** section.
17. Insert PIN and click the **[Confirm]** button.
18. The system will display a success message.



19. The system will show the above pop-up message as the submission is successful. Now the user may wait for the notification email from MIDA regards the further process.



InvestMalaysia - Application 3202000335 is in Review

Dear Anny Rozana Binti Mohd Faizal Kim,

You have successfully submitted your application to InvestMalaysia Online Portal. MIDA is reviewing the application.

The details of the application are as follows:

Company Name : Felcra Berhad
Application No. : ~~PC000000000~~
Application : ~~Raw Materials and Components (Iron and Steel; HS Code 7201 7010)~~

Thank you.

Regards,
InvestMalaysia Administrator

Malaysian Investment Development Authority (MIDA)

MIDA Sentral, No. 5, Jalan Stesen Sentral 5, Kuala Lumpur Sentral, 50470 Kuala Lumpur, Malaysia

Tel: 603-2267 3633 Fax: 603-2274 7970 Email: investmalaysia@mida.gov.my

InvestMalaysia Online Portal: <https://investmalaysia.mida.gov.my>

Official Website: <https://www.mida.gov.my>

This is a system generated email. No signature required. Please do not reply to this email.

Chapter 2 APPLICATION (NEW)

2.1 Machinery and Equipment (Agriculture)

1. Refer to [InvestMalaysia] Learn about the system (General) User Guide.
Chapter 2 INVEST MALAYSIA ONLINE PORTAL : 2.2.4 Applications
 - Create New Application

The screenshot displays the MIDA (Malaysian Investment Development Authority) online portal. The user is logged in as Anny Rozana Bin... The page title is 'Import Duty and/or Sales Tax Exemption'. The form is titled 'Application Type' and contains the following sections:

- I. Application**
 - Machinery and Equipment (Agriculture)
 - Machinery and Equipment (Selected Services)
 - Raw Materials and Components (Other than HS Code 7201-7316)
 - Raw Materials and Components (Iron and Steel, HS Code 7201-7316)
 - Confirmation Letter for Exemption (SPM)
- II. Sector**
 - Agriculture
- III. Type of Exemption**
 - Import Duty Exemption
 - Sales Tax Exemption
 - Excise Duty Exemption
- IV. Type of Application**
 - New
 - Extension
 - Additional Quantity
- V. Market**
 - Domestic
 - Export (Direct and not through third party)
 - Free Zone (FZ) (Direct and not through third party)
 - Licenced Manufacturing Warehouse (LMW) (Direct and not through third party)
- VI. Main Industry**
 - Agriculture, Forestry & Fishing

A 'Create' button is located at the bottom left of the form, and a green circular icon with a pencil is at the bottom right.

2. Select:
 - I. Application: **Machinery and Equipment (Agriculture)**
 - II. Sector: **Agriculture**
 - III. Type of Exemption (select at least one):

i. **Import Duty Exemption**

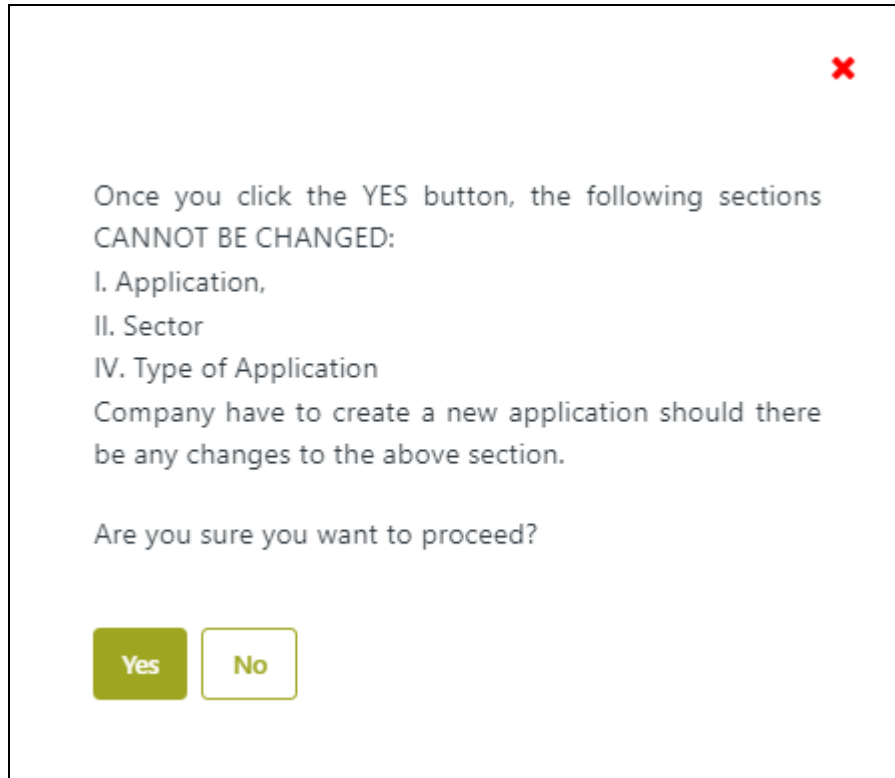
ii. **Sales Tax Exemption**

IV. Type of Application: **New**

V. Market: (Not applicable)

VI. Main Industry: Default to **Agriculture, Forestry and Fishing** (Editable)

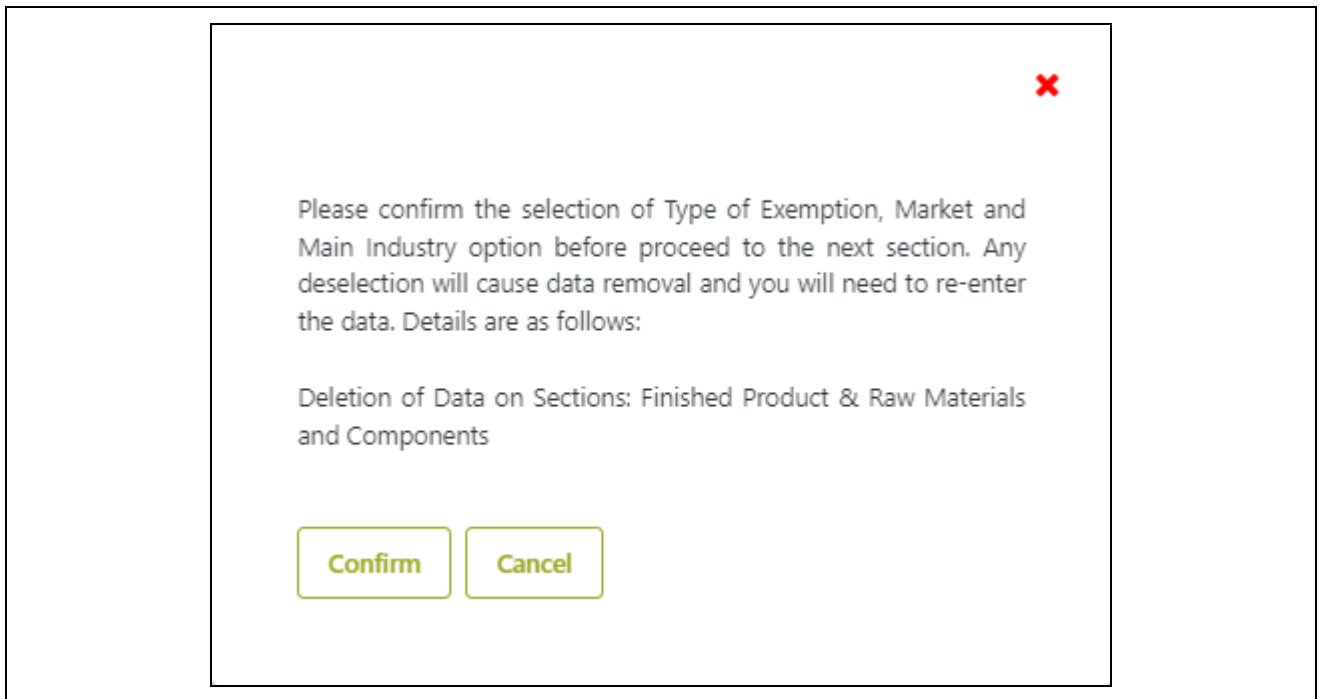
3. Click the **[Create]** button



4. The above message shall be displayed.

5. Click the **[Cancel]** button and the system will return to the Application Wizard.

6. Click the **[Yes]** button and the system will proceed to the next section.



7. The above message shall be displayed if there are changes to the Type of Exemption and Market.

8. Click the **[Cancel]** button and the system will return to the Application Wizard.

9. Click the **[Confirm]** button and the system will proceed to the next section.

10. The system will redirect to the **'Company'** section.

(Refer to Chapter 1 Common Sections: 1.1 Company)

11. Click the **[Next]** button

12. The system will redirect to the **'Previous Approval Records'** section.

(Refer to Chapter 1 Common Sections: 1.2 Previous Approval Records)

13. Click the **[Next]** button

Progress (4 / 11)

- A Application Type
- B Company
- C Previous Approval Records
- D Premise Address**
- E Agriculture Activities
- F Project Cost
- G Financing Details
- H Manpower
- I Machinery and Equipment
- J Supporting Documents
- K Declaration

Premise Address

No.	Address *	Country *	State *	City *	Postcode *
1.	Jalan Tasik 2/4 Taman Tasik Perdana Persiaran Perdana	Malaysia	Pahang	Kuala Rompin	26810

+ Add Record
1 to 1 of 1 records

Navigation: << < 1 > >>

Buttons: Previous, New

14. By default, the system shall populate any premise addresses from **‘Previous Approval Records’** in this section but the applicant can add new **‘Premise Address’** by clicking the **[+Add Record]**.

15. The system will add new row to insert address details.

Premise Address

No.	Address *	Country *	State *	City *	Postcode *
1.	Jalan Tasik 2/4 Taman Tasik Perdana Persiaran Perdana	Malaysia	Pahang	Kuala Rompin	26810
2.	<input type="text" value="Address 1"/> <input type="text" value="Address 2"/> <input type="text" value="Address 3 (Optional)"/>	Malaysia	- Select State -	- Select City -	<input type="text"/>

Buttons: ✓ ✗ 🗑️

+ Add Record

16. Fill in required details:

- a) Address
- b) Country
- c) State
- d) City and
- e) Postcode

> Premise Address

No.	Address *	Country *	State *	City *	Postcode *
1.	Jalan Tasik 2/4 Taman Tasik Perdana Persiaran Perdana	Malaysia	Pahang	Kuala Rompin	26810
2.	<input type="text" value="Jalan Maju 7"/> <input type="text" value="Taman Muda"/> <input type="text" value="Address 3 (Optional)"/>	<input type="text" value="Malaysia"/>	<input type="text" value="Pahang"/>	<input type="text" value="Bentong"/>	<input type="text" value="27600"/>

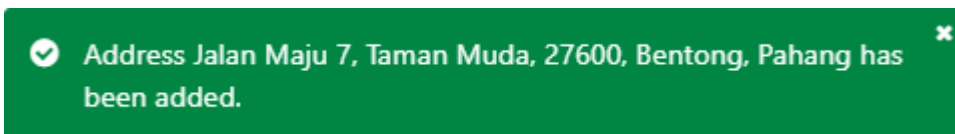
Add Record

1 to 1 of 1 records

<< < 1 > >>

17. Click the  **[Save]** button

18. The system will save and display a success message as well as the address.



> Premise Address

No.	Address *	Country *	State *	City *	Postcode *
1.	Jalan Tasik 2/4 Taman Tasik Perdana Persiaran Perdana	Malaysia	Pahang	Kuala Rompin	26810
2.	Jalan Maju 7 Taman Muda	Malaysia	Pahang	Bentong	27600

Add Record

1 to 2 of 2 records

<< < 1 > >>

19. Click the **[Next]** button

20. The system will redirect to the 'Agriculture Activities' section.

The screenshot shows the MIDA application form for 'Machinery and Equipment (Agriculture)'. The status is 'Draft'. The company name is 'Felcra Berhad' and the application number is 'PC1202000481'. The application type is 'New'. The progress bar shows 5 out of 11 steps completed, with 'Agriculture Activities' being the current step. The address field is expanded to show 'Jalan Tasik 2/4, Taman Tasik Perdana, PERSIARAN PERDANA, 26810 KUALA ROMPIN, PAHANG, MALAYSIA'.

21. Click on the (expand) button to expand the Agriculture Activities details.

The screenshot shows the 'Agriculture Activities' section with a table. The address is 'Jalan Tasik 2/4, Taman Tasik Perdana, PERSIARAN PERDANA, 26810 KUALA ROMPIN, PAHANG, MALAYSIA'. The table has the following columns: No., HS Tariff Code, Agriculture Activity, Date of Commencement of Production, Unit of Measurement, Current Annual Production (Quantity), Maximum Annual Production Capacity (Quantity), and Domestic (%). A '+ Add Record' button is visible below the table.

No.	HS Tariff Code *	Agriculture Activity *	Date of Commencement of Production *	Unit of Measurement	Current Annual Production (Quantity) *	Maximum Annual Production Capacity (Quantity) *	Domestic (%)
+ Add Record							

22. Fill in required details in 'Agriculture Activities'

23. Click the [+Add Record]

24. The system will add a new row to insert the details.

Agriculture Activities

Jalan Tasik 2/4, Taman Tasik Perdana, Persiaran Perdana, 26810 Kuala Rompin, Pahang, Malaysia

No.	HS Tariff Code *	Agriculture Activity *	Date of Commencement of Production *	Unit of Measurement	Current Annual Production (Quantity) *	Maximum Annual Production Capacity (Quantity) *	Domestic (%)
1.	Type or double-c		DD/MM/YYYY	- Select Unit - v	0.00	0.00	0.00

✓ ✕ 🗑

+ Add Record

25. Fill in required details:

- HS Tariff Code
- Agriculture Activity
- Date of Commencement of Production
- Current Annual Production (Quantity)
- Maximum Annual Production Capacity (Quantity)
- Market
- Major Customer
- Major Export Destinations (If applicable)

Agriculture Activities

Jalan Tasik 2/4, Taman Tasik Perdana, Persiaran Perdana, 26810 Kuala Rompin, Pahang, Malaysia


No.	HS Tariff Code *	Agriculture Activity *	Date of Commencement of Production *	Unit of Measurement	Current Annual Production (Quantity) *	Maximum Annual Production Capacity (Quantity) *	Domestic (%)
1.	0603.14.0000	Chrysanthemums	01/01/2020	KGM v	10,000.00	100,000.00	25.00


✓ ✕ 🗑

+ Add Record

26. Click the  [Save] button

27. The system will save and display an agricultural activity.


 Agriculture Activities

Jalan Tasik 2/4, Taman Tasik Perdana, Persiaran Perdana, 26810 Kuala Rompin, Pahang, Malaysia 

No.	HS Tariff Code *	Agriculture Activity *	Date of Commencement of Production *	Unit of Measurement	Current Annual Production (Quantity) *	Maximum Annual Production Capacity (Quantity) *	Domestic (%)
1.	0603.14.0000 -- Chrysanthemums	Chrysanthemums	01/01/2020	KGM	10,000.00	100,000.00	25.00

 Add Record

1 to 1 of 1 records



28. Click the [Next] button

29. The system will redirect to the 'Project Cost' section.

(Refer to Chapter 1 Common Sections: 1.3 Project Cost)

30. Click the [Next] button

31. The system will redirect to the 'Financing Details' section.

(Refer to Chapter 1 Common Sections: 1.4 Financing Details)

32. Click the [Next] button

33. The system will redirect to the 'Manpower' section.

(Refer to Chapter 1 Common Sections: 1.5 Manpower)

34. Click the [Next] button

35. The system will redirect to the 'Machinery and Equipment' section.

Machinery and Equipment

I. Imported Machinery and Equipment

a) Name and Address of Free Zone/Licensed Manufacturing Warehouse/Bonded Warehouse Company

Note: Only applicable for Machinery and Equipment to be purchased from Free Zone/Licensed Manufacturing Warehouse/Bonded Warehouse.

b) List of Imported Machinery and Equipment for Import Duty and/or Sales Tax Exemption

Total Duty/Tax for Imported Machinery and Equipment RM 0.00

II. Locally Purchased Machinery and Equipment

a) Name and Address of Manufacturer Located in Principal Customs Area (PCA)

b) List of Locally Purchased Machinery and Equipment for Sales Tax Exemption

Total Sales Tax for Locally Purchased Machinery and Equipment RM 0.00

Total Duty/Tax RM 0.00

36. Notes:

a. Please fill in

- i. **a) Name and Address of Free Zone/Licensed Manufacturing/Bonded Warehouse Company** in order to enable it to be selected on
- ii. **b) List of Imported Machinery and Equipment for Import Duty and/or Sales Tax Exemption** (column: **Customs Station** and **Name and Address of Free Zone/LMW/Bonded Warehouse Company**).

b. Please fill in

- i. **a) Name and Address of Manufacturer Located in Principal Customs Area (PCA)** in order to enable it to be selected on
- ii. **b) List of Locally Purchased Machinery and Equipment for Sales Tax Exemption** (column: **Name and Address of Manufacture in PCA**)

c. How to add **HS Tariff Code**?

- i. Copy/fill in **5-12 HS Tariff Code digit/char (with/without dot)** into **HS Tariff Code** column.
- ii. The system will search and display the autocomplete **HS Tariff Code**.
- iii. Select the **HS Tariff Code** from the autocomplete listing.

iv. The system will populate **4 main components** related to the **HS Tariff**


Code which are:

- HS Code Description
- Unit of Measurement
- Import Duty and
- Sales Tax

d. Total Duty and/or Tax Exemption must be **RM5,000.00** and above.


a) Name and Address of Free Zone/Licensed Manufacturing Warehouse/Bonded Warehouse Company

Note: Only applicable for Machinery and Equipment to be purchased from Free Zone/Licensed Manufacturing Warehouse/Bonded Warehouse.

37. Click on the  (expand) button to expand the details.

a) Name and Address of Free Zone/Licensed Manufacturing Warehouse/Bonded Warehouse Company

Note: Only applicable for Machinery and Equipment to be purchased from Free Zone/Licensed Manufacturing Warehouse/Bonded Warehouse.

No.	Company Name *	Status *	Address *	Country	State *
					

38. Fill in required details in **'Name and Address of Free Zone/Licensed Manufacturing Warehouse/Bonded Warehouse Company'**

39. Click the **[+Add Record]**

40. The system will add new row to insert the details.

a) Name and Address of Free Zone/Licenced Manufacturing Warehouse/Bonded Warehouse Company ^

Note: Only applicable for Machinery and Equipment to be purchased from Free Zone/Licenced Manufacturing Warehouse/Bonded Warehouse.

No.	Company Name *	Status *	Address *	Country	State *
1.	<input type="text" value="Company Name"/>	<input type="text" value="- Select Status -"/>	<input type="text" value="Address 1"/> <input type="text" value="Address 2"/> <input type="text" value="Address 3 (Optional)"/>	<input type="text" value="Malaysia"/>	<input type="text" value="- Select State -"/>

+ Add Record

1 to 1 of 1 records

41. Fill in required details:

- a) Company Name
- b) Status
- c) Address
- d) Country
- e) State
- f) City
- g) Postcode and
- h) File Name/File upload (If required)

a) Name and Address of Free Zone/Licenced Manufacturing Warehouse/Bonded Warehouse Company ^

Note: Only applicable for Machinery and Equipment to be purchased from Free Zone/Licenced Manufacturing Warehouse/Bonded Warehouse.

No.	Company Name *	Status *	Address *	Country	State *
1.	<input type="text" value="Perniagaan Kim Tai Sdn. Bhd."/>	<input type="text" value="Free Zone"/>	<input type="text" value="Jalan Niaga 2/2"/> <input type="text" value="Taman Niaga"/> <input type="text" value="Address 3 (Optional)"/>	<input type="text" value="Malaysia"/>	<input type="text" value="Pahang"/>

+ Add Record

1 to 1 of 1 records

42. Click the  [Save] button

43. The system will save and display the details.

a) Name and Address of Free Zone/Licensed Manufacturing Warehouse/Bonded Warehouse Company ^

Note: Only applicable for Machinery and Equipment to be purchased from Free Zone/Licensed Manufacturing Warehouse/Bonded Warehouse.

No.	Company Name *	Status *	Address *	Country	State *
1.	Perniagaan Kim Tai Sdn. Bhd.	Free Zone	Jalan Niaga 2/2 Taman Niaga	Malaysia	Pahang

+ Add Record

1 to 1 of 1 records

<<
<
1
>
>>

b) List of Imported Machinery and Equipment for Import Duty and/or Sales Tax Exemption v

44. Click on the v (expand) button to expand the details.

b) List of Imported Machinery and Equipment for Import Duty and/or Sales Tax Exemption ^

b

i
Download Excel
Upload Excel

No.	HS Tariff Code *	Description of Machinery and Equipment *	New/Used *	Country of Origin *	Customs Station *	Name and Address of Free Zone/LMW/Bonded Warehouse Company *	Unit Mea:
+ Add Record							

a

45. The details in 'List of Imported Machinery and Equipment for Import Duty and/or Sales Tax Exemption' can be added by:

- e. Using the screen (Editable Table)
- f. Using the Download/Upload Excel Template
 - i. Click the **[Download Excel Template]** button.
 - ii. Update the required information in Excel.
 - iii. Click the **[Upload Excel Template]** button and to upload the Excel.

46. Click the **[+Add Record]**

47. The system will add new row to insert the details.

b) List of Imported Machinery and Equipment for Import Duty and/or Sales Tax Exemption

Download Excel
Upload Excel

No.	HS Tariff Code *	Description of Machinery and Equipment *	New/Used *	Country of Origin *	Customs Station *	Name and Address of Free Zone/LMW/Bonded Warehouse Company *	Un
1.	Type or double-c		- Select New/Use	Q	- Select Customs	Q	

✓
✗
🗑️

+ Add Record

48. Fill in required details:

- a) HS Tariff Code
- b) Description of Machinery and Equipment
- c) New/Used
- d) Country of Origin
- e) Customs Station
- f) Name and Address of Free Zone/LMW/Bonded Warehouse Company (If required)
- g) Quantity Applied per Annum
- h) CIF Value (RM)
- i) Import Duty (If the Import duty is 'OR or /')
- j) Sales Tax (If the Sales Tax is 'OR or /')
- k) Function of each Machinery and Equipment

49. Click the ✓ [Save] button

50. The system will save and display the details.

a) Name and Address of Manufacturer Located in Principal Customs Area (PCA) ▼

51. Click on the ▼ (expand) button to expand the details.

a) Name and Address of Manufacturer Located in Principal Customs Area (PCA) ^

List of Name and Address of Manufacturer in Principal Customs Area (PCA)

No.	Manufacturer Name *	Address *	Country *	State *	City *
+ Add Record					

52. Fill in required details in 'Name and Address of Manufacturer Located in Principal Customs Area (PCA)'

53. Click the [+Add Record]

54. The system will add new row to insert the details.

a) Name and Address of Manufacturer Located in Principal Customs Area (PCA) ^

List of Name and Address of Manufacturer in Principal Customs Area (PCA)

No.	Manufacturer Name *	Address *	Country *	State *	City *
1.	<input type="text"/>	<input type="text" value="Address 1"/> <input type="text" value="Address 2"/> <input type="text" value="Address 3 (Optional)"/>	Malaysia v	- Select State - v	- Select City - v
<input type="checkbox"/> <input type="checkbox"/> <input type="checkbox"/>					
+ Add Record					


55. Fill in required details:

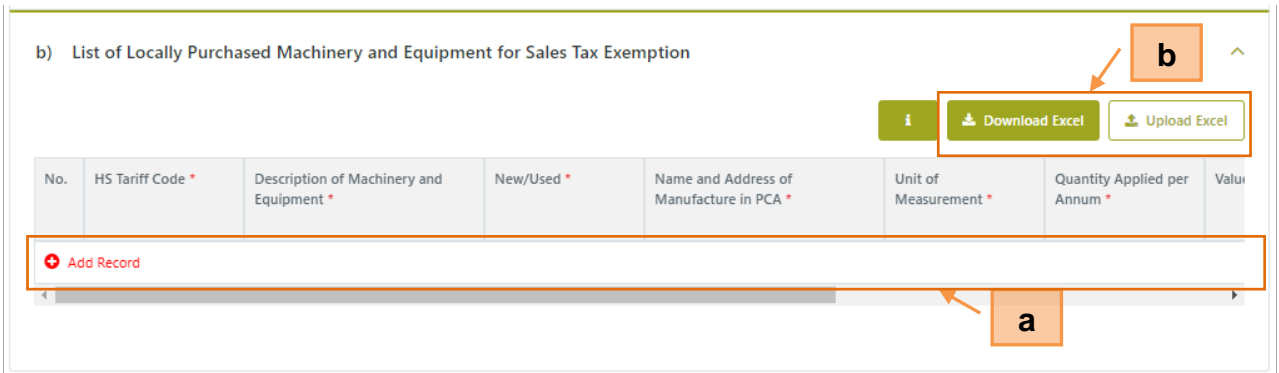
- a) Manufacturer Name
- b) Address
- c) Country
- d) State
- e) City
- f) Postcode and
- g) File Name/File upload

56. Click the  [Save] button

57. The system will save and display the details.

b) List of Locally Purchased Machinery and Equipment for Sales Tax Exemption

58. Click on the  (expand) button to expand the details.



b) List of Locally Purchased Machinery and Equipment for Sales Tax Exemption

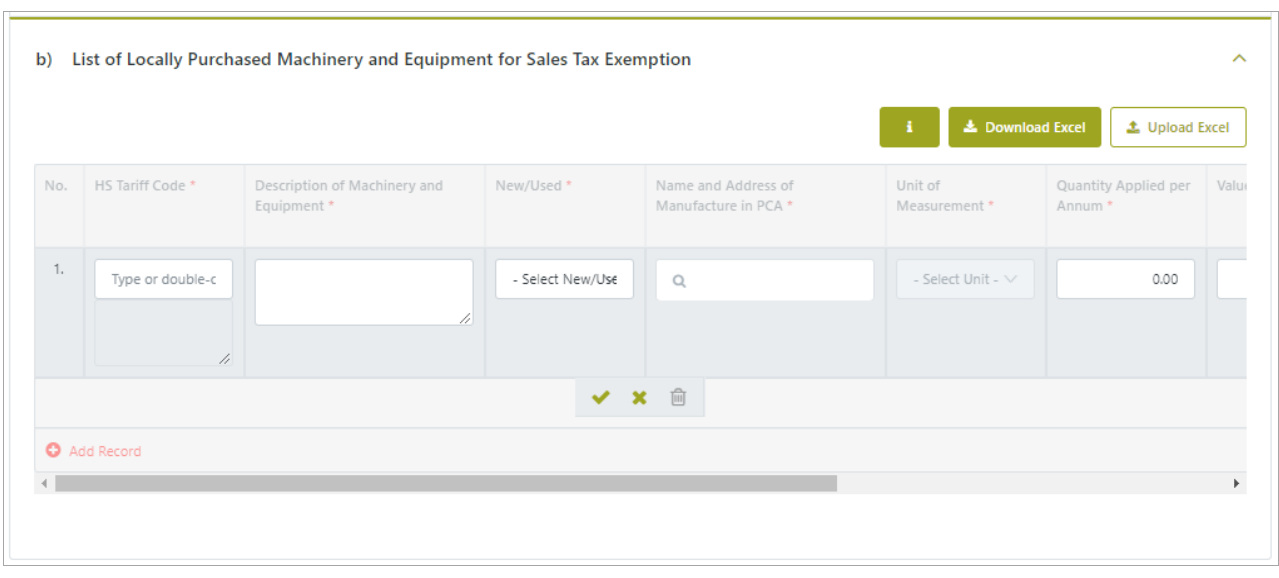
No.	HS Tariff Code *	Description of Machinery and Equipment *	New/Used *	Name and Address of Manufacture in PCA *	Unit of Measurement *	Quantity Applied per Annum *	Value
+ Add Record							

59. The details in 'List of Locally Purchased Machinery and Equipment for Sales Tax Exemption' can be added by:

- a. Using the screen (Editable Table)
- b. Using the Download/Upload Excel Template
 - i. Click the **[Download Excel Template]** button.
 - ii. Update the required information in Excel.
 - iii. Click the **[Upload Excel Template]** button and to upload the Excel.

60. Click the **[+Add Record]**

61. The system will add new row to insert the details.



b) List of Locally Purchased Machinery and Equipment for Sales Tax Exemption

No.	HS Tariff Code *	Description of Machinery and Equipment *	New/Used *	Name and Address of Manufacture in PCA *	Unit of Measurement *	Quantity Applied per Annum *	Value
1.	Type or double-c	<input type="text"/>	- Select New/Use	<input type="text"/>	- Select Unit - v	0.00	

+ Add Record

62. Fill in required details:

- a) HS Tariff Code
- b) Description of Machinery and Equipment
- c) New/Used
- d) Name and Address of Manufacturer in PCA
- e) Quantity Applied per Annum
- f) Value (RM)
- g) Sales Tax (If the Sales Tax is '**OR or /**') and
- h) Function of each Machinery and Equipment

63. Click the  **[Save]** button

64. The system will save and display the details.

65. Click the **[Next]** button

66. The system will redirect to the '**Supporting Documents**' section.

(Refer to Chapter 1 Common Sections: 1.6 Supporting Documents)

67. Click the **[Next]** button

68. The system will redirect to the '**Declaration**' section.

(Refer to Chapter 1 Common Sections: 1.7 Declaration)

Chapter 3 APPLICATION (PREVIOUS APPROVAL)

3.1 Machinery and Equipment (Agriculture)

1. Refer to [InvestMalaysia] Learn about the system (General) User Guide.
Chapter 2 INVEST MALAYSIA ONLINE PORTAL : 2.2.4 Applications
1. Create Previous Approval Application

The screenshot shows the MIDA (Malaysian Investment Development Authority) online portal. The user is logged in as Anny Rozana Bin... The page title is 'Import Duty and/or Sales Tax Exemption'. The 'Applications' menu is active. The form is titled 'Application Type' and contains the following sections:

- I. Application**
 - Machinery and Equipment (Agriculture)
 - Machinery and Equipment (Selected Services)
 - Raw Materials and Components (Other than HS Code 7201-7316)
 - Raw Materials and Components (Iron and Steel, HS Code 7201-7316)
 - Confirmation Letter for Exemption (SPM)
- II. Sector**
 - Agriculture
- III. Type of Exemption**
 - Import Duty Exemption
 - Sales Tax Exemption
 - Excise Duty Exemption
- IV. Type of Application**
 - Previous Approval (JPC)
- V. Market**
 - Domestic
 - Export (Direct and not through third party)
 - Free Zone (FZ) (Direct and not through third party)
 - Licenced Manufacturing Warehouse (LMW) (Direct and not through third party)
- VI. Main Industry**
 - Agriculture, Forestry & Fishing

A green 'Create' button is located at the bottom left of the form, and a green circular icon with a pencil is at the bottom right.

2. Select:
 - I. Application: **Machinery and Equipment (Agriculture)**
 - II. Sector: **Agriculture**
 - III. Type of Exemption (select at least one):

i. **Import Duty Exemption**

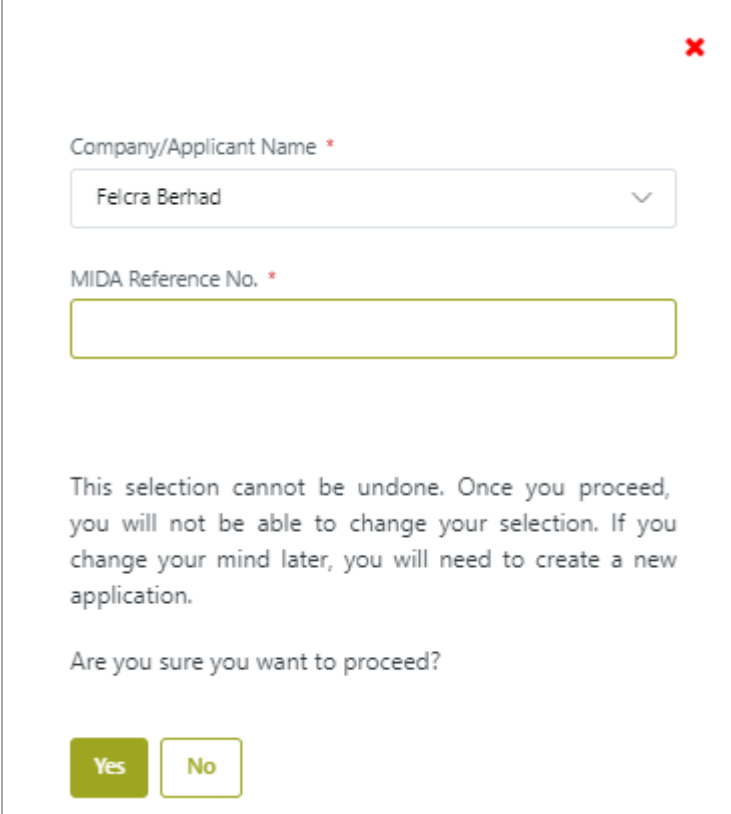
ii. **Sales Tax Exemption**

IV. Type of Application: **New**

V. Market: (Not applicable)

VI. Main Industry: Default to **Agriculture, Forestry and Fishing** (Editable)

3. Click the **[Create]** button



Company/Applicant Name *

Felcra Berhad

MIDA Reference No. *

This selection cannot be undone. Once you proceed, you will not be able to change your selection. If you change your mind later, you will need to create a new application.

Are you sure you want to proceed?

Yes No


4. Above popup shall be displayed.

5. Select Company/Applicant Name.

6. Fill in MIDA Reference No. (Previous Approval MIDA Reference No.).

7. Click the **[No]** button and the system will return to the Application Wizard.

8. Click the **[Yes]** button and the system will proceed to the next section.



Please confirm the selection of Type of Exemption, Market and Main Industry option before proceed to the next section. Any deselection will cause data removal and you will need to re-enter the data. Details are as follows:

Deletion of Data on Sections: Finished Product & Raw Materials and Components

Confirm

Cancel


9. The above message shall be displayed if there are changes to the Type of Exemption and Market.
10. Click the **[Cancel]** button and the system will return to the Application Wizard.
11. Click the **[Confirm]** button and the system will proceed to the next section.

12. The system will redirect to the **'Company'** section.
(Refer to Chapter 1 Common Sections: 1.1 Company)


13. Click the **[Next]** button

14. The system will redirect to the **'Previous Approval Records'** section.
(Refer to Chapter 1 Common Sections: 1.2 Previous Approval Records)


15. Click the **[Next]** button

 Premise Address

No.	Address *	Country *	State *	City *	Postcode *
1.	Jalan Tasik 2/4 Taman Tasik Perdana Persiaran Perdana	Malaysia	Pahang	Kuala Rompin	26810

 Add Record

1 to 1 of 1 records



16. By default, the system shall populate any premise addresses from 'Previous Approval Records' in this section but the applicant can add new 'Premise Address' by clicking the [+Add Record].

17. The system will add new row to insert address details.

➤ Premise Address

No.	Address *	Country *	State *	City *	Postcode *
1.	Jalan Tasik 2/4 Taman Tasik Perdana Persiaran Perdana	Malaysia	Pahang	Kuala Rompin	26810
2.	<input type="text" value="Address 1"/> <input type="text" value="Address 2"/> <input type="text" value="Address 3 (Optional)"/>	Malaysia	- Select State -	- Select City -	<input type="text"/>

➕ Add Record

18. Fill in required details:

- a) Address
- b) Country
- c) State
- d) City and
- e) Postcode

➤ Premise Address



No.	Address *	Country *	State *	City *	Postcode *
1.	Jalan Tasik 2/4 Taman Tasik Perdana Persiaran Perdana	Malaysia	Pahang	Kuala Rompin	26810
2.	<input type="text" value="Jalan Maju 7"/> <input type="text" value="Taman Muda"/> <input type="text" value="Address 3 (Optional)"/>	Malaysia	Pahang	Bentong	27600

➕ Add Record

1 to 1 of 1 records

19. Click the  [Save] button

20. The system will save and display a success message as well as the address.

 Address Jalan Maju 7, Taman Muda, 27600, Bentong, Pahang has been added. 

> Premise Address

No.	Address *	Country *	State *	City *	Postcode *
1.	Jalan Tasik 2/4 Taman Tasik Perdana Persiaran Perdana	Malaysia	Pahang	Kuala Rompin	26810
2.	Jalan Maju 7 Taman Muda	Malaysia	Pahang	Bentong	27600

 Add Record

1 to 2 of 2 records




21. Click the [Next] button

22. The system will redirect to the 'Agriculture Activities' section.


> Agriculture Activities

Jalan Tasik 2/4, Taman Tasik Perdana, Persiaran Perdana, 26810 Kuala Rompin, Pahang, Malaysia 

23. Click on the  (expand) button to expand the Agriculture Activities details.

> Agriculture Activities

Jalan Tasik 2/4, Taman Tasik Perdana, Persiaran Perdana, 26810 Kuala Rompin, Pahang, Malaysia 

No.	HS Tariff Code *	Agriculture Activity *	Date of Commencement of Production *	Unit of Measurement	Current Annual Production (Quantity) *	Maximum Annual Production Capacity (Quantity) *	Domestic (%)
 Add Record							

24. Fill in required details in 'Agriculture Activities'

25. Click the [+Add Record]

26. The system will add a new row to insert the details.

Agriculture Activities

Jalan Tasik 2/4, Taman Tasik Perdana, Persiaran Perdana, 26810 Kuala Rompin, Pahang, Malaysia

No.	HS Tariff Code *	Agriculture Activity *	Date of Commencement of Production *	Unit of Measurement	Current Annual Production (Quantity) *	Maximum Annual Production Capacity (Quantity) *	Domestic (%)
1.	<input type="text" value="Type or double-c"/>	<input type="text"/>	<input type="text" value="DD/MM/YYYY"/>	<input type="text" value="- Select Unit - v"/>	<input type="text" value="0.00"/>	<input type="text" value="0.00"/>	<input type="text" value="0.00"/>

[+ Add Record](#)

27. Fill in required details:

- a) HS Tariff Code
- b) Agriculture Activity
- c) Date of Commencement of Production
- d) Unit of Measurement
- e) Current Annual Production (Quantity)
- f) Maximum Annual Production Capacity (Quantity)
- g) Market
- h) Major Customer
- i) Major Export Destinations (If applicable)

Agriculture Activities

Jalan Tasik 2/4, Taman Tasik Perdana, Persiaran Perdana, 26810 Kuala Rompin, Pahang, Malaysia

No.	HS Tariff Code *	Agriculture Activity *	Date of Commencement of Production *	Unit of Measurement	Current Annual Production (Quantity) *	Maximum Annual Production Capacity (Quantity) *	Domestic (%)
1.	0603.14.0000 -- Chrysanthemums	Chrysanthemums	01/01/2020	KGM	10,000.00	100,000.00	25.00

+ Add Record

28. Click the  [Save] button

29. The system will save and display an agricultural activity.

Agriculture Activities

Jalan Tasik 2/4, Taman Tasik Perdana, Persiaran Perdana, 26810 Kuala Rompin, Pahang, Malaysia

No.	HS Tariff Code *	Agriculture Activity *	Date of Commencement of Production *	Unit of Measurement	Current Annual Production (Quantity) *	Maximum Annual Production Capacity (Quantity) *	Domestic (%)
1.	0603.14.0000 -- Chrysanthemums	Chrysanthemums	01/01/2020	KGM	10,000.00	100,000.00	25.00

+ Add Record

1 to 1 of 1 records

30. Click the [Next] button

31. The system will redirect to the 'Project Cost' section.
(Refer to Chapter 1 Common Sections: 1.3 Project Cost)

32. Click the [Next] button

33. The system will redirect to the 'Financing Details' section.
(Refer to Chapter 1 Common Sections: 1.4 Financing Details)

34. Click the [Next] button

35. The system will redirect to the 'Manpower' section.
(Refer to Chapter 1 Common Sections: 1.5 Manpower)

36. Click the [Next] button

37. The system will redirect to the 'Machinery and Equipment' section.

Machinery and Equipment

I. Imported Machinery and Equipment

a) Name and Address of Free Zone/Licensed Manufacturing Warehouse/Bonded Warehouse Company

Note: Only applicable for Machinery and Equipment to be purchased from Free Zone/Licensed Manufacturing Warehouse/Bonded Warehouse.

b) List of Imported Machinery and Equipment for Import Duty and/or Sales Tax Exemption

Total Duty/Tax for Imported Machinery and Equipment RM 0.00

II. Locally Purchased Machinery and Equipment

a) Name and Address of Manufacturer Located in Principal Customs Area (PCA)

b) List of Locally Purchased Machinery and Equipment for Sales Tax Exemption

Total Sales Tax for Locally Purchased Machinery and Equipment RM 0.00

Total Duty/Tax RM 0.00

38. **Notes:**

a. Please fill in

- i. **a) Name and Address of Free Zone/Licensed Manufacturing/Bonded Warehouse Company** in order to enable it to be selected on
- ii. **b) List of Imported Machinery and Equipment for Import Duty and/or Sales Tax Exemption** (column: **Customs Station** and **Name and Address of Free Zone/LMW/Bonded Warehouse Company**).

b. Please fill in


- i. **a) Name and Address of Manufacturer Located in Principal Customs Area (PCA)** in order to enable it to be selected on
- ii. **b) List of Locally Purchased Machinery and Equipment for Sales Tax Exemption** (column: **Name and Address of Manufacture in PCA**)

c. Fill in Machinery and Equipment item based on previous approval which are:

- i. **Item Diluluskan**
- ii. **Item Ditolak**
- iii. **Item Tidak Dipertimbangkan**

a) Name and Address of Free Zone/Licenced Manufacturing Warehouse/Bonded Warehouse Company

Note: Only applicable for Machinery and Equipment to be purchased from Free Zone/Licenced Manufacturing Warehouse/Bonded Warehouse.

39. Click on the  (expand) button to expand the details.

a) Name and Address of Free Zone/Licenced Manufacturing Warehouse/Bonded Warehouse Company

Note: Only applicable for Machinery and Equipment to be purchased from Free Zone/Licenced Manufacturing Warehouse/Bonded Warehouse.

No.	Company Name *	Status *	Address *	Country	State *
+ Add Record					

40. Fill in required details in **'Name and Address of Free Zone/Licensed Manufacturing Warehouse/Bonded Warehouse Company'**

41. Click the **[+Add Record]**

42. The system will add new row to insert the details.

a) Name and Address of Free Zone/Licenced Manufacturing Warehouse/Bonded Warehouse Company

Note: Only applicable for Machinery and Equipment to be purchased from Free Zone/Licenced Manufacturing Warehouse/Bonded Warehouse.

No.	Company Name *	Status *	Address *	Country	State *
1.	<input type="text" value="Company Name"/>	<input type="text" value="- Select Status -"/>	<input type="text" value="Address 1"/> <input type="text" value="Address 2"/> <input type="text" value="Address 3 (Optional)"/>	<input type="text" value="Malaysia"/>	<input type="text" value="- Select State -"/>
<input type="checkbox"/> <input type="checkbox"/> <input type="checkbox"/>					
+ Add Record					
1 to 1 of 1 records					
<input type="button" value="<<"/> <input type="button" value="<"/> <input type="button" value="1"/> <input type="button" value=">"/> <input type="button" value=">>"/>					

43. Fill in required details:

a) Company Name

- b) Status
- c) Address
- d) Country
- e) State
- f) City
- g) Postcode and
- h) File Name/File upload (If required)

a) Name and Address of Free Zone/Licensed Manufacturing Warehouse/Bonded Warehouse Company ^

Note: Only applicable for Machinery and Equipment to be purchased from Free Zone/Licensed Manufacturing Warehouse/Bonded Warehouse.

No.	Company Name *	Status *	Address *	Country	State *
1.	Perniagaan Kim Tai Sdn. Bhd.	Free Zone	Jalan Niaga 2/2 Taman Niaga Address 3 (Optional)	Malaysia	Pahang

+ Add Record

1 to 1 of 1 records

44. Click the  [Save] button

45. The system will save and display the details.

a) Name and Address of Free Zone/Licensed Manufacturing Warehouse/Bonded Warehouse Company ^


Note: Only applicable for Machinery and Equipment to be purchased from Free Zone/Licensed Manufacturing Warehouse/Bonded Warehouse.

No.	Company Name *	Status *	Address *	Country	State *
1.	Perniagaan Kim Tai Sdn. Bhd.	Free Zone	Jalan Niaga 2/2 Taman Niaga	Malaysia	Pahang

+ Add Record

1 to 1 of 1 records

b) List of Imported Machinery and Equipment for Import Duty and/or Sales Tax Exemption v

46. Click on the  (expand) button to expand the details.

b) List of Imported Machinery and Equipment for Import Duty and/or Sales Tax Exemption

Diluluskan

No.	HS Tariff Code *	Description of Machinery and Equipment *	New/Used *	Country of Origin	Customs Station *	Name and Address of Free Zone/LMW/Bonded Warehouse Company	U Meas
+ Add Record							

Ditolak

No.	HS Tariff Code *	Description of Machinery and Equipment *	New/Used *	Country of Origin	Customs Station *	Name and Address of Free Zone/LMW/Bonded Warehouse Company	U Meas
+ Add Record							

Tidak Dipertimbangkan

No.	HS Tariff Code *	Description of Machinery and Equipment *	New/Used *	Country of Origin	Customs Station *	Name and Address of Free Zone/LMW/Bonded Warehouse Company	U Meas
+ Add Record							

47. The details in 'List of Imported Machinery and Equipment for Import Duty and/or Sales Tax Exemption' can be added by:

- a. Using the screen (Editable Table)
- b. Using the Download/Upload Excel Template
 - i. Click the [Download Excel Template] button.
 - ii. Update the required information in Excel.
 - iii. Click the [Upload Excel Template] button and to upload the Excel.

48. Click the [+Add Record]

49. The system will add new row to insert the details.

No.	HS Tariff Code *	Description of Machinery and Equipment *	New/Used *	Country of Origin	Customs Station *	Name and Address of Free Zone/LMW/Bonded Warehouse Company	Meas
1.	<input type="text"/>	<input type="text"/>	- Select New/Use	<input type="text"/>	- Select Customs Station - ▾	<input type="text"/>	- Sel
<input type="checkbox"/> <input type="checkbox"/> <input type="checkbox"/>							
+ Add Record							


50. Fill in required details:


- a) HS Tariff Code
- b) Description of Machinery and Equipment
- c) New/Used

- d) Country of Origin
- e) Customs Station
- f) Name and Address of Free Zone/LMW/Bonded Warehouse Company (If required)
- g) Unit of Measurement
- h) Quantity Applied per Annum
- i) CIF Value (RM)
- j) Import Duty
- k) Total Import Duty (RM)
- l) Sales Tax
- m) Total Sales Tax (RM) and
- n) Function of each Machinery and Equipment

51. Click the  **[Save]** button


52. The system will save and display the details.

a) Name and Address of Manufacturer Located in Principal Customs Area (PCA) 

53. Click on the  (expand) button to expand the details.

a) Name and Address of Manufacturer Located in Principal Customs Area (PCA) 

List of Name and Address of Manufacturer in Principal Customs Area (PCA)

No.	Manufacturer Name *	Address *	Country *	State *	City *
 Add Record					

54. Fill in required details in '**Name and Address of Manufacturer Located in Principal Customs Area (PCA)**'

55. Click the **[+Add Record]**

56. The system will add new row to insert the details.

a) Name and Address of Manufacturer Located in Principal Customs Area (PCA) ^

List of Name and Address of Manufacturer in Principal Customs Area (PCA)

No.	Manufacturer Name *	Address *	Country *	State *	City *
1.	<input type="text"/>	<input type="text" value="Address 1"/> <input type="text" value="Address 2"/> <input type="text" value="Address 3 (Optional)"/>	Malaysia ▼	- Select State - ▼	- Select City - ▼

+ Add Record


57. Fill in required details:

- a) Manufacturer Name
- b) Address
- c) Country
- d) State
- e) City
- f) Postcode and
- g) File Name/File upload

58. Click the  **[Save]** button

59. The system will save and display the details.

b) List of Locally Purchased Machinery and Equipment for Sales Tax Exemption v

60. Click on the  (expand) button to expand the details.

b) List of Locally Purchased Machinery and Equipment for Sales Tax Exemption ^

Diluluskan

No.	HS Tariff Code *	Description of Machinery and Equipment *	New/Used *	Name and Address of Manufacture in PCA *	Unit of Measurement *	Quantity Applied per Annum	Value (RM) *
+ Add Record							

Ditolak

No.	HS Tariff Code *	Description of Machinery and Equipment *	New/Used *	Name and Address of Manufacture in PCA *	Unit of Measurement *	Quantity Applied per Annum	Value (RM) *
+ Add Record							

Tidak Dipertimbangkan

No.	HS Tariff Code *	Description of Machinery and Equipment *	New/Used *	Name and Address of Manufacture in PCA *	Unit of Measurement *	Quantity Applied per Annum	Value (RM) *
+ Add Record							

61. The details in ‘**List of Locally Purchased Machinery and Equipment for Sales Tax Exemption**’ can be added by:

- a. Using the screen (Editable Table)
- b. Using the Download/Upload Excel Template
 - i. Click the [**Download Excel Template**] button.
 - ii. Update the required information in Excel.
 - iii. Click the [**Upload Excel Template**] button and to upload the Excel.

62. Click the [**+Add Record**]

63. The system will add new row to insert the details.

No.	HS Tariff Code *	Description of Machinery and Equipment *	New/Used *	Name and Address of Manufacture in PCA *	Unit of Measurement *	Quantity Applied per Annum	Value (RM) *
1.	<input type="text"/>	<input type="text"/>	- Select New/Use	<input type="text"/>	- Select Unit - v	0.00	0.00
✓ ✗ 🗑							
+ Add Record							

64. Fill in required details:

- a) HS Tariff Code
- b) Description of Machinery and Equipment
- c) New/Used

- d) Name and Address of Manufacturer in PCA
- e) Unit of Measurement
- f) Quantity Applied per Annum
- g) Value (RM)
- h) Sales Tax
- i) Total Sales Tax (RM) and
- j) Function of each Machinery and Equipment

65. Click the  **[Save]** button

66. The system will save and display the details.

67. Click the **[Next]** button

68. The system will redirect to the **'Supporting Documents'** section.

(Refer to Chapter 1 Common Sections: 1.6 Supporting Documents)

69. Click the **[Next]** button

70. The system will redirect to the **'Declaration'** section.

(Refer to Chapter 1 Common Sections: 1.7 Declaration)

71. After submitting the Previous Approval application, the company may apply below application which are:

- a. **Refer to Chapter 4 APPLICATION (AMENDMENT)** or
- b. **Refer to Chapter 5 APPLICATION (APPEAL)** or
- c. **Refer to Chapter 6 APPLICATION (SURRENDER)**

Chapter 4 APPLICATION (AMENDMENT)

4.1 Machinery and Equipment (Agriculture)

1. Refer to [InvestMalaysia] Learn about the system (General) User Guide. Chapter 2 INVEST MALAYSIA ONLINE PORTAL : 2.2.4 Applications
2. Create Amendment Application

The screenshot displays the MIDA (Malaysian Investment Development Authority) online portal. The navigation bar includes 'Dashboard', 'Tasks', 'Applications', 'Meeting', 'Incentives', and 'Customer Support'. The main heading is 'Import Duty and/or Sales Tax Exemption'. The form is titled 'Application Type' and contains the following sections:

- I. Application**
 - Machinery and Equipment (Agriculture)
 - Machinery and Equipment (Selected Services)
 - Raw Materials and Components (Other than HS Code 7201-7316)
 - Raw Materials and Components (Iron and Steel, HS Code 7201-7316)
 - Confirmation Letter for Exemption (SPM)
- II. Sector**
 - Agriculture
- III. Type of Exemption**
 - Import Duty Exemption
 - Sales Tax Exemption
 - Exise Duty Exemption
- IV. Type of Application**
 - New
 - Extension
 - Additional Quantity
- V. Market**
 - Domestic
 - Export (Direct and not through third party)
 - Free Zone (FZ) (Direct and not through third party)
 - Licenced Manufacturing Warehouse (LMW) (Direct and not through third party)
- VI. Main Industry**
 - Dropdown menu: Agriculture, Forestry & Fishing

2. Select:
 - I. Application: **Machinery and Equipment (Agriculture)**
 - II. Sector: **Agriculture**
 - III. Type of Exemption (select at least one):
 - i. **Import Duty Exemption**

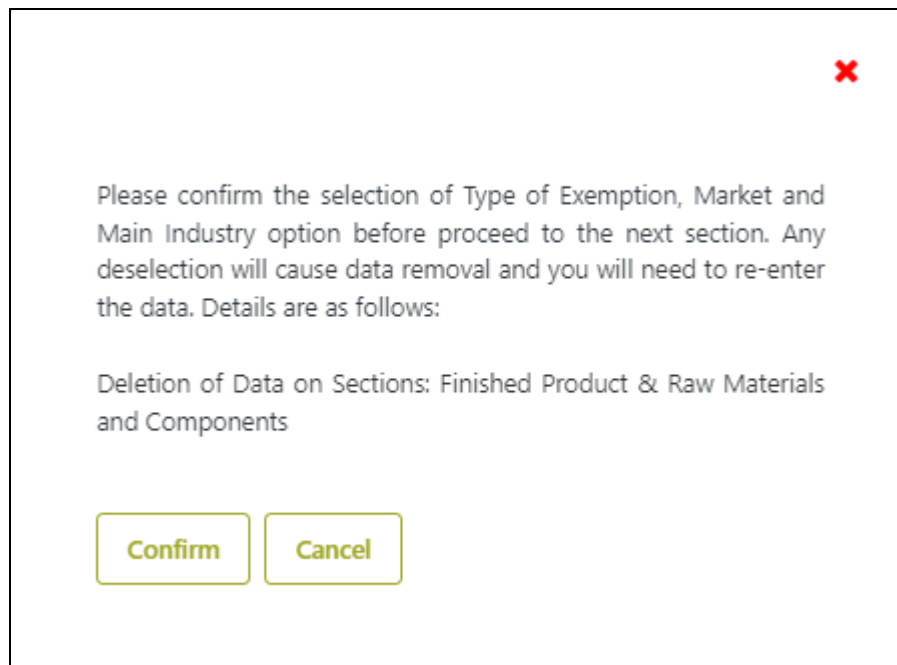
ii. **Sales Tax Exemption**

IV. Type of Application: Amendment

V. Market: (Not applicable)

VI. Main Industry: Default to **Agriculture, Forestry and Fishing** (Editable)

3. Click the **[Next]** button



4. The above message shall be displayed if there are changes to the Type of Exemption and Market.

5. Click the **[Cancel]** button and the system will return to the Application Wizard.

6. Click the **[Confirm]** button and the system will proceed to the next section.

7. The system will redirect to the '**Company**' section.

(Refer to Chapter 1 Common Sections: 1.1 Company)


8. Click the **[Next]** button

9. The system will redirect to the '**Previous Approval Records**' section.

(Refer to Chapter 1 Common Sections: 1.2 Previous Approval Records)

10. Click the **[Next]** button

11. System will redirect to "**Premise/Factory Address**" section

 Premise/Factory Address

State reasons why amendment is required

change of address

[Update/Add Address](#)

No.	Address *	Country *	State *	City *	Postcode *
1.	Jalan 2/2 Taman 2/2	Malaysia	Negeri Sembilan	Bandar Baru Enstek	21312

[+ Add Record](#)

1 to 2 of 2 records

[<<](#) [<](#) [1](#) [>](#) [>>](#)

12. By default, the system shall populate any premise addresses from **‘Previous Approval Records’** in this section but the applicant can add new **‘Premise/Factory Address’** by clicking the **[+Add Record]**. Applicant shall state why amendment is required. The system will add new row to insert address details.

13. Fill in required details:

- Address
- Country
- State
- City and
- Postcode

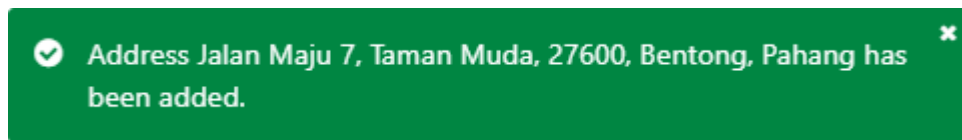
➤ Premise Address

No.	Address *	Country *	State *	City *	Postcode *
1.	Jalan Tasik 2/4 Taman Tasik Perdana Persiaran Perdana	Malaysia	Pahang	Kuala Rompin	26810
2.	Jalan Maju 7 Taman Muda Address 3 (Optional)	Malaysia	Pahang	Bentong	27600

1 to 1 of 1 records

8. Click the  **[Save]** button

9. The system will save and display a success message as well as the address.




➤ Premise Address

No.	Address *	Country *	State *	City *	Postcode *
1.	Jalan Tasik 2/4 Taman Tasik Perdana Persiaran Perdana	Malaysia	Pahang	Kuala Rompin	26810
2.	Jalan Maju 7 Taman Muda	Malaysia	Pahang	Bentong	27600


1 to 2 of 2 records


10. Click the **[Next]** button


11. The system will redirect to the 'Agriculture Activities' section.

➤ Agriculture Activities Comment 

No. 44 Jalan Pertanian 3, Taman Desa Skudai, skudaiii, 81300 Johor Bahru, Johor, Malaysia	▼
No. 44 Jalan Pertanian 3, Taman Desa Skudai, 22334 Ayer Hitam, Johor, Malaysia	▼

13. Click on the  (expand) button to expand the Agriculture Activities details.



Agriculture Activities Comment 

No. 44 Jalan Pertanian 3, Taman Desa Skudai, skudaiii, 81300 Johor Bahru, Johor, Malaysia 

No.	HS Tariff Code *	Agriculture Activity *	Date of Commencement of Production *	Unit of Measurement	Current Annual Production (Quantity) *	Maximum Annual Production Capacity (Quantity) *	Market *			
							Domestic (%)	Export (%)	Free Zone (%)	LMW (t)
1.	4016101000 -- Padding for articles of apparel or clothing accessories	Penanaman Sayur	12/02/2020	KGM	10,000.00	100,000.00	25.00	25.00	25.00	
2.	1202300000 - Seed	Penanaman Sayur Organik	28/02/2020	KGM	10,000.00	1,000,000.00	25.00	25.00	25.00	

+ Add Record


1 to 2 of 2 records


 

14. Fill in required details in 'Agriculture Activities'

15. Click the **[+Add Record]**

16. The system will add a new row to insert the details.



Agriculture Activities Comment 

No. 44 Jalan Pertanian 3, Taman Desa Skudai, skudaiii, 81300 Johor Bahru, Johor, Malaysia 

No.	HS Tariff Code *	Agriculture Activity *	Date of Commencement of Production *	Unit of Measurement	Current Annual Production (Quantity) *	Maximum Annual Production Capacity (Quantity) *	Market *			
							Domestic (%)	Export (%)	Free Zone (%)	LMW (t)
1.	4016101000 -- Padding for articles of apparel	Penanaman Sayur	12/02/2020	KGM	10,000.00	100,000.00	25.00	25.00	25.00	25
2.	1202300000 - Seed	Penanaman Sayur Organik	28/02/2020	KGM	10,000.00	1,000,000.00	25.00	25.00	25.00	25
3.	<input type="text" value="Type or double-"/>	<input type="text"/>	<input type="text" value="DD/MM/YYYY"/>	<input type="text" value="- Select Unit -"/>	<input type="text" value="0.00"/>	<input type="text" value="0.00"/>	<input type="text" value="0.00"/>	<input type="text" value="0.00"/>	<input type="text" value="0.00"/>	<input type="text" value="0.00"/>

+ Add Record

1 to 2 of 2 records

17. Fill in required details:

- a. HS Tariff Code
- b. Agriculture Activity
- c. Date of Commencement of Production
- d. Current Annual Production (Quantity)

e. Maximum Annual Production Capacity (Quantity)90


f. Market

g. Major Customer

h. Major Export Destinations (If applicable)

18. Click the  **[Save]** button


19. The system will save and display an agricultural activity.

Agriculture Activities Comment 

No. 44 Jalan Pertanian 3, Taman Desa Skudai, skudaiiii, 81300 Johor Bahru, Johor, Malaysia ^

No.	HS Tariff Code *	Agriculture Activity *	Date of Commencement of Production *	Unit of Measurement	Current Annual Production (Quantity) *	Maximum Annual Production Capacity (Quantity) *	Market *			
							Domestic (%)	Export (%)	Free Zone (%)	LMW (%)
1.	4016101000 - - Padding for articles of apparel or clothing accessories	Penanaman Sayur	12/02/2020	KGM	10,000.00	100,000.00	25.00	25.00	25.00	
2.	1202300000 - Seed	Penanaman Sayur Organik	28/02/2020	KGM	10,000.00	1,000,000.00	25.00	25.00	25.00	
2.	seed	buah oren	28/02/2020	- Select Unit -	100.00	1,111.00	0.00	0.00	0.00	

[+ Add Record](#)

1 to 2 of 2 records 

No. 44 Jalan Pertanian 3, Taman Desa Skudai, 22334 Ayer Hitam, Johor, Malaysia v

20. Click the **[Next]** button

21. The system will redirect to the **'Machinery and Equipment (Previous)'** section.

» Machinery and Equipment (Previous)

I. Imported Machinery and Equipment

a) Name and Address of Free Zone/Licensed Manufacturing Warehouse/Bonded Warehouse Company



b) List of Imported Machinery and Equipment for Import Duty and/or Sales Tax Exemption



Note: Select items (if any) to amend. Please update and validate the HS Tariff Code for all items. To do so enter at least the first 5 digits of the HS Tariff Code and select the correct HS Tariff Code from the dropdown list.

Total Duty/Tax RM 93,314.20

II. Locally Purchased Machinery and Equipment

a) Name and Address of Manufacturer Located in Principal Customs Area (PCA)



b) List of Locally Purchased Machinery and Equipment for Sales Tax Exemption



Note: Select items (if any) to amend. Please update and validate the HS Tariff Code for all items. To do so enter at least the first 5 digits of the HS Tariff Code and select the correct HS Tariff Code from the dropdown list.

Total Exemption on Machinery and Equipment RM 0.00

Total Sales Tax RM 93,314.20



22. Select item to amend (if any)

b) List of Imported Machinery and Equipment for Import Duty and/or Sales Tax Exemption

Note: Select items (if any) to amend. Please update and validate the HS Tariff Code for all items. To do so enter at least the first 5 digits of the HS Tariff Code and select the correct HS Tariff Code from the dropdown list.

Diluluskan

Amend	No.	HS Tariff Code	Description of Machinery and Equipment *	New/Used	Country of Origin	Customs Station	Name and Address of Free Zone/LMW/Bonded Warehouse Company
<input checked="" type="checkbox"/>	1.	8703.80.9900 --- Other	1. GEELY GEOMETRY E Chassis Number : L6T75N2W7NV000510 Engine Number : Nil Cc : NIL Color : White Date of Manufacturing : 2022	New	China	Direct Import	

Ditolak


Amend	No.	HS Tariff Code	Description of Machinery and Equipment *	New/Used	Country of Origin	Customs Station	Name and Address of Free Zone/LMW/Bonded Warehouse Company

Tidak Dipertimbangkan


Amend	No.	HS Tariff Code	Description of Machinery and Equipment *	New/Used	Country of Origin	Customs Station	Name and Address of Free Zone/LMW/Bonded Warehouse Company


23. Click the **[Next]** button

24. The system will redirect to the **'Machinery and Equipment'** section.

 Machinery and Equipment


I. Imported Machinery and Equipment


a) Name and Address of Free Zone/Licensed Manufacturing Warehouse/Bonded Warehouse Company 
Note: Only applicable for Machinery and Equipment to be purchased from Free Zone/Licensed Manufacturing Warehouse/Bonded Warehouse.

b) List of Imported Machinery and Equipment for Import Duty and/or Sales Tax Exemption 

Total Duty/Tax for Imported Machinery and Equipment RM 0.00

II. Locally Purchased Machinery and Equipment

a) Name and Address of Manufacturer Located in Principal Customs Area (PCA) 


b) List of Locally Purchased Machinery and Equipment for Sales Tax Exemption 

Total Sales Tax for Locally Purchased Machinery and Equipment RM 0.00
Total Duty/Tax RM 0.00


25. Notes:


- a. Please fill in or edit (if applicable)
 - i. **a) Name and Address of Free Zone/Licensed Manufacturing/Bonded Warehouse Company** in order to enable it to be selected on
 - ii. **b) List of Imported Machinery and Equipment for Import Duty and/or Sales Tax Exemption** (column: **Customs Station** and **Name and Address of Free Zone/LMW/Bonded Warehouse Company**).
- b. Please fill in or edit (if applicable)
 - i. **a) Name and Address of Manufacturer Located in Principal Customs Area (PCA)** in order to enable it to be selected on
 - ii. **b) List of Locally Purchased Machinery and Equipment for Sales Tax Exemption** (column: **Name and Address of Manufacture in PCA**)
- c. **Important**
 - i. The HS Tariff Code is mandatory to change if the completed application comes from a Previous Approval Application.
- d. How to edit **HS Tariff Code**?
 - i. Copy/fill in **5-12 HS Tarif Code digit/char (with/without dot)** into **HS Tariff Code** column.

- ii. The system will search and display the autocomplete **HS Tariff Code**.
- iii. Select the **HS Tariff Code** from the autocomplete listing.
- iv. The system will populate **4 main components** related to the **HS Tariff Code** which are:
 - HS Code Description
 - Unit of Measurement
 - Import Duty and
 - Sales Tax


a) Name and Address of Free Zone/Licensed Manufacturing Warehouse/Bonded Warehouse Company 

Note: Only applicable for Machinery and Equipment to be purchased from Free Zone/Licensed Manufacturing Warehouse/Bonded Warehouse.

26. Click on the  (expand) button to expand the details.

a) Name and Address of Free Zone/Licensed Manufacturing Warehouse/Bonded Warehouse Company 

Note: Only applicable for Machinery and Equipment to be purchased from Free Zone/Licensed Manufacturing Warehouse/Bonded Warehouse.

No.	Company Name *	Status *	Address *	Country	State *
					

27. Select record to update **'Name and Address of Free Zone/Licensed Manufacturing Warehouse/Bonded Warehouse Company'**

28. Click the **[+Add Record]**

29. The system will add new row to insert the details.

a) Name and Address of Free Zone/Licensed Manufacturing Warehouse/Bonded Warehouse Company ^

Note: Only applicable for Machinery and Equipment to be purchased from Free Zone/Licensed Manufacturing Warehouse/Bonded Warehouse.

No.	Company Name *	Status *	Address *	Country	State *
1.	<input type="text" value="Company Name"/>	<input type="text" value="- Select Status -"/>	<input type="text" value="Address 1"/> <input type="text" value="Address 2"/> <input type="text" value="Address 3 (Optional)"/>	<input type="text" value="Malaysia"/>	<input type="text" value="- Select State -"/>

1 to 1 of 1 records

30. Fill in required details:

- a. Company Name
- b. Status
- c. Address
- d. Country
- e. State
- f. City
- g. Postcode and
- h. File Name/File upload (If required)

a) Name and Address of Free Zone/Licensed Manufacturing Warehouse/Bonded Warehouse Company ^

Note: Only applicable for Machinery and Equipment to be purchased from Free Zone/Licensed Manufacturing Warehouse/Bonded Warehouse.

No.	Company Name *	Status *	Address *	Country	State *
1.	<input type="text" value="Perniagaan Kim Tai Sdn. Bhd."/>	<input type="text" value="Free Zone"/>	<input type="text" value="Jalan Niaga 2/2"/> <input type="text" value="Taman Niaga"/> <input type="text" value="Address 3 (Optional)"/>	<input type="text" value="Malaysia"/>	<input type="text" value="Pahang"/>

1 to 1 of 1 records

31. Click the  [Save] button

32. The system will save and display the details.

a) Name and Address of Free Zone/Licensed Manufacturing Warehouse/Bonded Warehouse Company ^

Note: Only applicable for Machinery and Equipment to be purchased from Free Zone/Licensed Manufacturing Warehouse/Bonded Warehouse.

No.	Company Name *	Status *	Address *	Country	State *
1.	Perniagaan Kim Tai Sdn. Bhd.	Free Zone	Jalan Niaga 2/2 Taman Niaga	Malaysia	Pahang

+ Add Record

1 to 1 of 1 records

<< < 1 > >>

b) List of Imported Machinery and Equipment for Import Duty and/or Sales Tax Exemption v

33. Click on the v (expand) button to expand the details.

b) List of Imported Machinery and Equipment for Import Duty and/or Sales Tax Exemption ^

Please update and validate the HS Tariff Code for all items. To do so enter at least the first 5 digits of the HS Tariff Code and select the correct HS Tariff Code from the dropdown list.

i
Download Excel Template
Upload Excel Template

Diluluskan

No.	HS Tariff Code	Description of Machinery and Equipment *	New/Used	Country of Origin *	Customs Station	Name and Address of Free Zone/LMW/Bonded Warehouse Company *	Unit of
1.	8703.80.9900 -- - Other	1. GEOMETRY Y Chassis Number : L71233455789 Engine Number : Nil Cc : NIL Color : White Date of Manufacturing : 2020	New	China x	Direct Import		
2.	8703.80.9900 -- - Other	1. GEOMETRY U Chassis Number : L7123455667 Engine Number : Nil Cc : NIL Color : White Date of Manufacturing : 2022	New	China x	Direct Import		

1 to 2 of 2 records

<< < 1 > >>

34. The details in ‘List of Imported Machinery and Equipment for Import Duty and/or Sales Tax Exemption’ can be updated by:

- a. Using the screen (Editable Table)

b) List of Imported Machinery and Equipment for Import Duty and/or Sales Tax Exemption

Please update and validate the HS Tariff Code for all items. To do so enter at least the first 5 digits of the HS Tariff Code and select the correct HS Tariff Code from the dropdown list.

b

Download Excel Template Upload Excel Template

Diluluskan

No.	HS Tariff Code	Description of Machinery and Equipment *	New/Used	Country of Origin *	Customs Station	Name and Address of Free Zone/LMW/Bonded Warehouse Company *	Unit of
1.	8703.80.9900 --- Other	1. GEOMETRY Y Chassis Number : L71233455789 Engine	New	China	Direct Import		u
2.	8703.80.9900 --- Other	1. GEOMETRY U Chassis Number : L7123455667	New	China	Direct Import		u

1 to 2 of 2 records

a

b. Using the Download/Upload Excel Template

- i. Click the **[Download Excel Template]** button.
- ii. Update the required information in Excel.
- iii. Click the **[Upload Excel Template]** button and to upload the Excel.

MachineryEquipment_Amendment_PCS202200250 (2).xlsx - Excel

Item Number (Please don't amend the Item Number)	HS Tariff Code	Description of Machinery and Equipment	New/Used	Country of Origin	Customs Station
1	8703.80.9900	1. GEOMETRY Y Chassis Number : L7123345	New	China	Direct Import
2	8703.80.9900	1. GEOMETRY U Chassis Number : L712345	New	China	Direct Import


35. Update the required details:


- a. HS Tariff Code
- b. Description of Machinery and Equipment
- c. New/Used
- d. Country of Origin
- e. Customs Station
- f. Name and Address of Free Zone/LMW/Bonded Warehouse Company (If required)

- g. Quantity Applied per Annum
- h. CIF Value (RM)
- i. Import Duty (If the Import duty is 'OR or /')
- j. Sales Tax (If the Sales Tax is 'OR or /') and
- k. Function of each Machinery and Equipment

36. Click the  [Save] button


37. The system will save and update the details.

a) Name and Address of Manufacturer Located in Principal Customs Area (PCA) 

38. Click on the  (expand) button to expand the details.

a) Name and Address of Manufacturer Located in Principal Customs Area (PCA) 

List of Name and Address of Manufacturer in Principal Customs Area (PCA)

No.	Manufacturer Name *	Address *	Country *	State *	City *
					

39. Fill in required details in 'Name and Address of Manufacturer Located in Principal Customs Area (PCA)'

40. Click the [+Add Record]

41. The system will add new row to insert the details.

a) Name and Address of Manufacturer Located in Principal Customs Area (PCA) ^

List of Name and Address of Manufacturer in Principal Customs Area (PCA)

No.	Manufacturer Name *	Address *	Country *	State *	City *
1.	<input type="text"/>	<input type="text" value="Address 1"/> <input type="text" value="Address 2"/> <input type="text" value="Address 3 (Optional)"/>	Malaysia ▼	- Select State - ▼	- Select City - ▼

+ Add Record


42. Fill in required details:

- a. Manufacturer Name
- b. Address
- c. Country
- d. State
- e. City
- f. Postcode and
- g. File Name/File upload

43. Click the  **[Save]** button

44. The system will save and display the details.

b) List of Locally Purchased Machinery and Equipment for Sales Tax Exemption v

45. Click on the  (expand) button to expand the details.

b) List of Locally Purchased Machinery and Equipment for Sales Tax Exemption

No.	HS Tariff Code *	Description of Machinery and Equipment *	New/Used *	Name and Address of Manufacture in PCA *	Unit of Measurement *	Quantity Applied per Annum *	Value

46. The details in '**List of Locally Purchased Machinery and Equipment for Sales Tax Exemption**' can be updated by:

a. Using the screen (Editable Table)

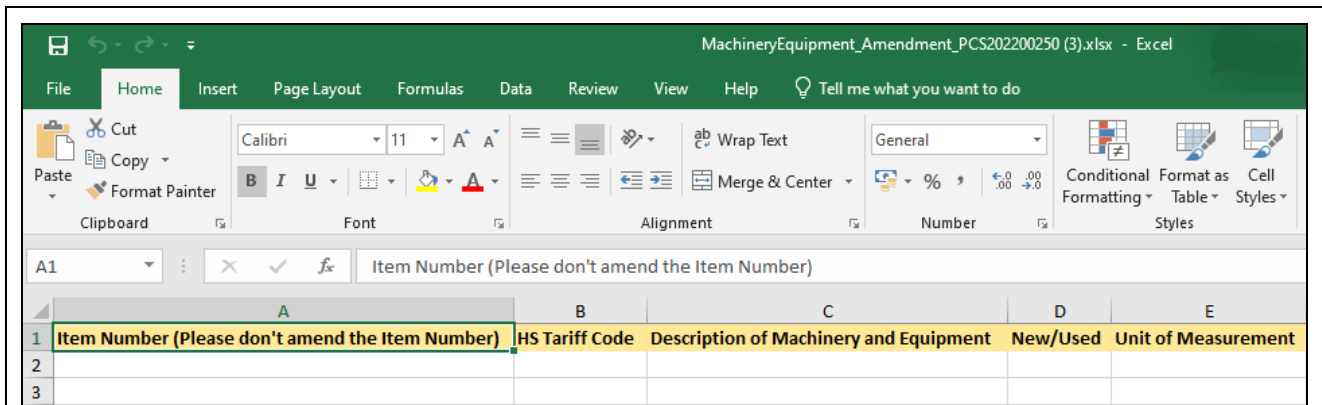
b) List of Locally Purchased Machinery and Equipment for Sales Tax Exemption

No.	HS Tariff Code *	Description of Machinery and Equipment *	New/Used *	Name and Address of Manufacture in PCA *	Unit of Measurement *	Quantity Applied per Annum *	Value
1.	<input type="text" value="Type or double-c"/>	<input type="text"/>	<input type="text" value="- Select New/Use"/>	<input type="text" value="Q"/>	<input type="text" value="- Select Unit - v"/>	<input type="text" value="0.00"/>	<input type="text"/>

a **b**


b. Using the Download/Upload Excel Template

- i. Click the **[Download Excel Template]** button.
- ii. Update the required information in Excel.
- iii. Click the **[Upload Excel Template]** button and to upload the Excel.



47. Update the required details:

- a. HS Tariff Code
- b. Description of Machinery and Equipment
- c. New/Used
- d. Name and Address of Manufacturer in PCA
- e. Quantity Applied per Annum
- f. Value (RM)
- g. Sales Tax (If the Sales Tax is 'OR or /') and
- h. Function of each Machinery and Equipment

- a. Click the  **[Save]** button
- b. The system will save and update the details.

- c. Click the **[Next]** button

52. The system will redirect to the 'Supporting Documents' section.

(Refer to Chapter 1 Common Sections: 1.6 Supporting Documents)

53. Click the **[Next]** button

54. The system will redirect to the 'Declaration' section.

(Refer to Chapter 1 Common Sections: 1.7 Declaration)

Chapter 5 APPLICATION (APPEAL)

5.1 Machinery and Equipment (Agriculture)

1. Refer to [InvestMalaysia] Learn about the system (General) User Guide. Chapter 2 INVEST MALAYSIA ONLINE PORTAL : 2.2.4 Applications
3. Create **Appeal** Application

The screenshot shows the MIDA (Malaysian Investment Development Authority) online portal. The page title is 'Import Duty and/or Sales Tax Exemption'. The navigation menu includes Dashboard, Tasks, Applications, Meeting, i-Incentives, and Customer Support. The main content area displays a form titled 'Application Type' with the following sections:

- I. Application**
 - Machinery and Equipment (Agriculture)
 - Machinery and Equipment (Selected Services)
 - Raw Materials and Components (Other than HS Code 7201-7316)
 - Raw Materials and Components (Iron and Steel, HS Code 7201-7316)
 - Confirmation Letter for Exemption (SPM)
- II. Sector**
 - Agriculture
- III. Type of Exemption**
 - Import Duty Exemption
 - Sales Tax Exemption
 - Excise Duty Exemption
- IV. Type of Application**
 - New
 - Extension
 - Additional Quantity
- V. Market**
 - Domestic
 - Export (Direct and not through third party)
 - Free Zone (FZ) (Direct and not through third party)
 - Licensed Manufacturing Warehouse (LMW) (Direct and not through third party)
- VI. Main Industry**
 - Dropdown menu: Agriculture, Forestry & Fishing

2. Select:
 - I. Application: **Machinery and Equipment (Agriculture)**
 - II. Sector: **Agriculture**
 - III. Type of Exemption (select at least one):
 - i. **Import Duty Exemption**

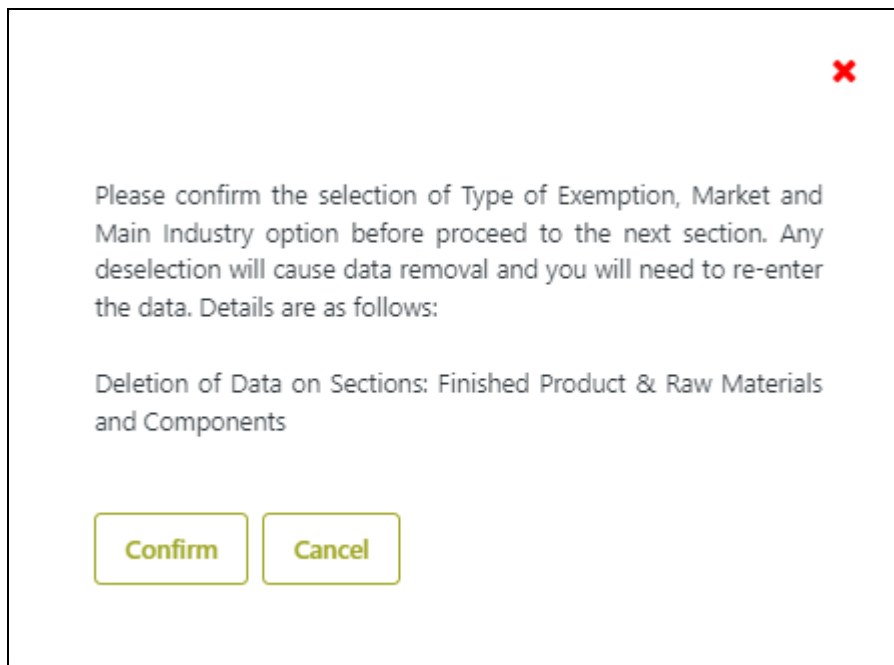
ii. **Sales Tax Exemption**

IV. Type of Application: (Not applicable)

V. Market: (Not applicable)

VI. Main Industry: Default to **Agriculture, Forestry and Fishing** (Editable)

3. Click the **[Next]** button



4. The above message shall be displayed if there are changes to the Type of Exemption and Market.

5. Click the **[Cancel]** button and the system will return to the Application Wizard.

6. Click the **[Confirm]** button and the system will proceed to the next section.

7. The system will redirect to the '**Company**' section.

(Refer to Chapter 1 Common Sections: 1.1 Company)


8. Click the **[Next]** button

9. The system will redirect to the '**Previous Approval Records**' section.

(Refer to Chapter 1 Common Sections: 1.2 Previous Approval Records)

10. Click the **[Next]** button

11. System will redirect to "**Premise Address**" section


 Premise/Factory Address

State reasons why amendment is required


change of address

[Update/Add Address](#)

No.	Address *	Country *	State *	City *	Postcode *
1.	Jalan 2/2 Taman 2/2	Malaysia	Negeri Sembilan	Bandar Baru Enstek	21312

 [Add Record](#)

1 to 2 of 2 records



12. By default, the system shall populate any premise addresses from **'Previous Approval Records'** in this section but the applicant can add new **'Premise Address'** by clicking the **[+Add Record]**. **Applicant** shall state why appeal is required. The system will add new row to insert address details.

13. Fill in required details:

- Address
- Country
- State
- City and
- Postcode

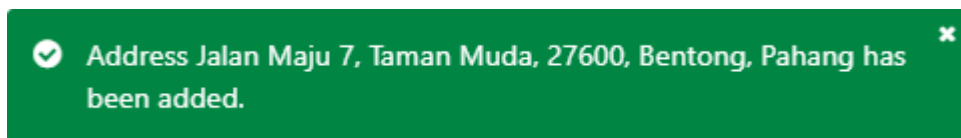
➤ Premise Address

No.	Address *	Country *	State *	City *	Postcode *
1.	Jalan Tasik 2/4 Taman Tasik Perdana Persiaran Perdana	Malaysia	Pahang	Kuala Rompin	26810
2.	Jalan Maju 7 Taman Muda Address 3 (Optional)	Malaysia	Pahang	Bentong	27600

Add Record
 1 to 1 of 1 records

14. Click the  [Save] button

15. The system will save and display a success message as well as the address.



➤ Premise Address

No.	Address *	Country *	State *	City *	Postcode *
1.	Jalan Tasik 2/4 Taman Tasik Perdana Persiaran Perdana	Malaysia	Pahang	Kuala Rompin	26810
2.	Jalan Maju 7 Taman Muda	Malaysia	Pahang	Bentong	27600

1 to 2 of 2 records


16. Click the [Next] button

17. The system will redirect to the 'Agriculture Activities' section.

➤ Agriculture Activities Comment

No. 44 Jalan Pertanian 3, Taman Desa Skudai, skudaiii, 81300 Johor Bahru, Johor, Malaysia

No. 44 Jalan Pertanian 3, Taman Desa Skudai, 22334 Ayer Hitam, Johor, Malaysia

18. Click on the  (expand) button to expand the Agriculture Activities details.



Agriculture Activities Comment

No. 44 Jalan Pertanian 3, Taman Desa Skudai, skudaiiii, 81300 Johor Bahru, Johor, Malaysia

No.	HS Tariff Code *	Agriculture Activity *	Date of Commencement of Production *	Unit of Measurement	Current Annual Production (Quantity) *	Maximum Annual Production Capacity (Quantity) *	Market *			
							Domestic (%)	Export (%)	Free Zone (%)	LMW (€)
1.	4016101000 - - Padding for articles of apparel or clothing accessories	Penanaman Sayur	12/02/2020	KGM	10,000.00	100,000.00	25.00	25.00	25.00	
2.	1202300000 - Seed	Penanaman Sayur Organik	28/02/2020	KGM	10,000.00	1,000,000.00	25.00	25.00	25.00	

Add Record

1 to 2 of 2 records

19. Fill in required details in 'Agriculture Activities'

20. Click the **[+Add Record]**

21. The system will add a new row to insert the details.



Agriculture Activities Comment

No. 44 Jalan Pertanian 3, Taman Desa Skudai, skudaiiii, 81300 Johor Bahru, Johor, Malaysia

No.	HS Tariff Code *	Agriculture Activity *	Date of Commencement of Production *	Unit of Measurement	Current Annual Production (Quantity) *	Maximum Annual Production Capacity (Quantity) *	Market *			
							Domestic (%)	Export (%)	Free Zone (%)	LMW (€)
1.	4016101000 - - Padding for articles of apparel	Penanaman Sayur	12/02/2020	KGM	10,000.00	100,000.00	25.00	25.00	25.00	
2.	1202300000 - Seed	Penanaman Sayur Organik	28/02/2020	KGM	10,000.00	1,000,000.00	25.00	25.00	25.00	
3.	<input type="text" value="Type or double-"/>	<input type="text"/>	<input type="text" value="DD/MM/YYYY"/>	<input type="text" value="- Select Unit -"/>	<input type="text" value="0.00"/>	<input type="text" value="0.00"/>	<input type="text" value="0.00"/>	<input type="text" value="0.00"/>	<input type="text" value="0.00"/>	<input type="text" value="0.00"/>

Add Record

1 to 2 of 2 records

22. Fill in required details:

- a. HS Tariff Code
- b. Agriculture Activity
- c. Date of Commencement of Production
- d. Current Annual Production (Quantity)

e. Maximum Annual Production Capacity (Quantity)

f. Market

g. Major Customer

h. Major Export Destinations (If applicable)

23. Click the  [Save] button

The system will save and display an agricultural activity.

Agriculture Activities Comment

No. 44 Jalan Pertanian 3, Taman Desa Skudai, skudaiii, 81300 Johor Bahru, Johor, Malaysia

No.	HS Tariff Code *	Agriculture Activity *	Date of Commencement of Production *	Unit of Measurement	Current Annual Production (Quantity) *	Maximum Annual Production Capacity (Quantity) *	Market *			
							Domestic (%)	Export (%)	Free Zone (%)	LMW (t)
1.	4016101000 - - Padding for articles of apparel or clothing accessories	Penanaman Sayur	12/02/2020	KGM	10,000.00	100,000.00	25.00	25.00	25.00	
2.	1202300000 - Seed	Penanaman Sayur Organik	28/02/2020	KGM	10,000.00	1,000,000.00	25.00	25.00	25.00	
2.	seed	buah oren	28/02/2020	- Select Unit -	100.00	1,111.00	0.00	0.00	0.00	

[Add Record](#)

1 to 2 of 2 records

No. 44 Jalan Pertanian 3, Taman Desa Skudai, 22334 Ayer Hitam, Johor, Malaysia

24. Click the **'Next'** button

25. The system will redirect to the **'Machinery and Equipment (Previous)'** section.

Machinery and Equipment (Previous)

I. Imported Machinery and Equipment

a) Name and Address of Free Zone/Licensed Manufacturing Warehouse/Bonded Warehouse Company

b) List of Imported Machinery and Equipment for Import Duty and/or Sales Tax Exemption

Note: Select items (if any) to amend. Please update and validate the HS Tariff Code for all items. To do so enter at least the first 5 digits of the HS Tariff Code and select the correct HS Tariff Code from the dropdown list.

Total Duty/Tax RM 93,314.20

II. Locally Purchased Machinery and Equipment

a) Name and Address of Manufacturer Located in Principal Customs Area (PCA)

b) List of Locally Purchased Machinery and Equipment for Sales Tax Exemption

Note: Select items (if any) to amend. Please update and validate the HS Tariff Code for all items. To do so enter at least the first 5 digits of the HS Tariff Code and select the correct HS Tariff Code from the dropdown list.

Total Exemption on Machinery and Equipment RM 0.00

Total Sales Tax RM 93,314.20

Next

26. Select item to appeal (if any)

b) List of Imported Machinery and Equipment for Import Duty and/or Sales Tax Exemption

Note: Select items (if any) to appeal. Please update and validate the HS Tariff Code for all items. To do so enter at least the first 5 digits of the HS Tariff Code and select the correct HS Tariff Code from the dropdown list.

Diluluskan

Appeal	No.	HS Tariff Code	Description of Machinery and Equipment *	New/Used	Country of Origin	Customs Station	Name and Address of Free Zone/LMW/Bonded Warehouse Company	Unit of Measurement
<input type="checkbox"/>	3.	8302.10.0000 - Hinges	HINGE-ASSY- UPR_REAR_DOOR_RH	New	China	Direct Import		kg
<input type="checkbox"/>	4.	3919.10.9900 - - - Other	BUTYL_ADHESIVE_BELT(CY_1, (4x8x5000)mm)	New	China	Direct Import		kg
<input type="checkbox"/>	5.	8708.80.1600 - - - For vehicles of heading 87.03	ABS_SHOCK_ABSORPTION_UNDER LAY	New	China	Direct Import		kg
<input type="checkbox"/>	6.	8481.90.3900	VALVE_ASSY-TIRE	New		Direct Import		kg

Ditolak									
Appeal	No.	HS Tariff Code	Description of Machinery and Equipment *	New/Used	Country of Origin	Customs Station	Name and Address of Free Zone/LMW/Bonded Warehouse Company	Unit of Measurement	
<input checked="" type="checkbox"/>	49.	8708.99.9900 - - - - Other	RFID CLIP	New	China ✕	Direct Import		kg	
<input checked="" type="checkbox"/>	50.	8708.99.9900 - - - - Other	RFID BUCKLE	New	China ✕	Direct Import		kg	
<input type="checkbox"/>	473.	8708.99.9900 - - - - Other	MARK-PRODUCT EXTERNAL	New	China ✕	Direct Import		kg	

Tidak Dipertimbangkan									
Appeal	No.	HS Tariff Code	Description of Machinery and Equipment *	New/Used	Country of Origin	Customs Station	Name and Address of Free Zone/LMW/Bonded Warehouse Company	Unit of Measurement	Qual
<input checked="" type="checkbox"/>	269.	8413.30.3000 - - Fuel pumps of a kind used for engines of motor vehicles of heading 87.02, 87.03 or 87.04	INSULATION-HIGH PRESSURE OIL PUMP	New	China ✕	Direct Import		u	

1 to 1 of 1 records

27. Click the **[Next]** button

28. The system will redirect to the **'Machinery and Equipment'** section.

Machinery and Equipment

I. Imported Machinery and Equipment

a) Name and Address of Free Zone/Licensed Manufacturing Warehouse/Bonded Warehouse Company ▼

Note: Only applicable for Machinery and Equipment to be purchased from Free Zone/Licensed Manufacturing Warehouse/Bonded Warehouse.

b) List of Imported Machinery and Equipment for Import Duty and/or Sales Tax Exemption ▼

Total Duty/Tax for Imported Machinery and Equipment RM 0.00

II. Locally Purchased Machinery and Equipment

a) Name and Address of Manufacturer Located in Principal Customs Area (PCA) ▼


b) List of Locally Purchased Machinery and Equipment for Sales Tax Exemption ▼

Total Sales Tax for Locally Purchased Machinery and Equipment RM 0.00


Total Duty/Tax RM 0.00

29. Notes:

- a. Please fill in or edit (if applicable)
 - i. **a) Name and Address of Free Zone/Licensed Manufacturing/Bonded Warehouse Company** in order to enable it to be selected on
 - ii. **b) List of Imported Machinery and Equipment for Import Duty and/or Sales Tax Exemption** (column: **Customs Station** and **Name and Address of Free Zone/LMW/Bonded Warehouse Company**).
- b. Please fill in or edit (if applicable)
 - i. **a) Name and Address of Manufacturer Located in Principal Customs Area (PCA)** in order to enable it to be selected on
 - ii. **b) List of Locally Purchased Machinery and Equipment for Sales Tax Exemption** (column: **Name and Address of Manufacture in PCA**)
- c. **Important**
 - i. The HS Tariff Code is mandatory to change if the completed application comes from a Previous Approval Application.
- d. How to edit **HS Tariff Code**?
 - i. Copy/fill in **5-12 HS Tarif Code digit/char (with/without dot)** into **HS Tariff Code** column.
 - ii. The system will search and display the autocomplete **HS Tariff Code**.
 - iii. Select the **HS Tariff Code** from the autocomplete listing.
 - iv. The system will populate **4 main components** related to the **HS Tariff Code** which are:
 - HS Code Description
 - Unit of Measurement
 - Import Duty and
 - Sales Tax

a) Name and Address of Free Zone/Licensed Manufacturing Warehouse/Bonded Warehouse Company 

Note: Only applicable for Machinery and Equipment to be purchased from Free Zone/Licensed Manufacturing Warehouse/Bonded Warehouse.

30. Click on the  (expand) button to expand the details.

a) Name and Address of Free Zone/Licensed Manufacturing Warehouse/Bonded Warehouse Company ^

Note: Only applicable for Machinery and Equipment to be purchased from Free Zone/Licensed Manufacturing Warehouse/Bonded Warehouse.

No.	Company Name *	Status *	Address *	Country	State *
+ Add Record					

31. Select record to update 'Name and Address of Free Zone/Licensed Manufacturing Warehouse/Bonded Warehouse Company'

32. Click the [+Add Record]

33. The system will add new row to insert the details.

a) Name and Address of Free Zone/Licensed Manufacturing Warehouse/Bonded Warehouse Company ^

Note: Only applicable for Machinery and Equipment to be purchased from Free Zone/Licensed Manufacturing Warehouse/Bonded Warehouse.

No.	Company Name *	Status *	Address *	Country	State *
1.	<input type="text" value="Company Name"/>	<input type="text" value="- Select Status -"/>	<input type="text" value="Address 1"/> <input type="text" value="Address 2"/> <input type="text" value="Address 3 (Optional)"/>	<input type="text" value="Malaysia"/>	<input type="text" value="- Select State -"/>
<input type="checkbox"/> <input type="checkbox"/> <input type="checkbox"/>					
+ Add Record					

1 to 1 of 1 records

34. Fill in required details:

- a. Company Name
- b. Status
- c. Address
- d. Country
- e. State
- f. City
- g. Postcode and
- h. File Name/File upload (If required)

a) Name and Address of Free Zone/Licensed Manufacturing Warehouse/Bonded Warehouse Company ^

Note: Only applicable for Machinery and Equipment to be purchased from Free Zone/Licensed Manufacturing Warehouse/Bonded Warehouse.

No.	Company Name *	Status *	Address *	Country	State *
1.	Perniagaan Kim Tai Sdn. Bhd.	Free Zone	Jalan Niaga 2/2 Taman Niaga Address 3 (Optional)	Malaysia	Pahang

+ Add Record

1 to 1 of 1 records

35. Click the  [Save] button

36. The system will save and display the details.

a) Name and Address of Free Zone/Licensed Manufacturing Warehouse/Bonded Warehouse Company ^


Note: Only applicable for Machinery and Equipment to be purchased from Free Zone/Licensed Manufacturing Warehouse/Bonded Warehouse.

No.	Company Name *	Status *	Address *	Country	State *
1.	Perniagaan Kim Tai Sdn. Bhd.	Free Zone	Jalan Niaga 2/2 Taman Niaga	Malaysia	Pahang

+ Add Record

1 to 1 of 1 records

b) List of Imported Machinery and Equipment for Import Duty and/or Sales Tax Exemption v

37. Click on the  (expand) button to expand the details.

Ditolak								
No.	HS Tariff Code	Description of Machinery and Equipment *	New/Used	Country of Origin	Customs Station	Name and Address of Free Zone/LMW/Bonded Warehouse Company	Unit of Measurement	Quantity Applied Annum
50.	8708.99.9900 - - - - Other	RFID BUCKLE - Anne update using Excel	New	China	Direct Import		kg	1

38. The details in ‘**List of Imported Machinery and Equipment for Import Duty and/or Sales Tax Exemption**’ can be updated by:

a. Using the screen (Editable Table)

No.	HS Tariff Code	Description of Machinery and Equipment *	New/Used	Country of Origin	Customs Station	Name and Address of Free Zone/LMW/Bonded Warehouse Company	Unit of Measurement	Quantity Applied Annum
50.	8708.99.9900	RFID BUCKIE - Anne update using Excel	New	China	Direct Import		kg	100

b. Using the Download/Upload Excel Template

- i. Click the [**Download Excel Template**] button.
- ii. Update the required information in Excel.
- iii. Click the [**Upload Excel Template**] button and to upload the Excel.

Item Number (Please don't amend the Item Number)	HS Tariff Code	Description of Machinery and Equipment	New/Used	Country of Origin
50	8708.99.9900	RFID BUCKIE - Anne update using Excel	New	China

39. Update the required details:


- a. HS Tariff Code
- b. Description of Machinery and Equipment
- c. New/Used
- d. Country of Origin
- e. Customs Station
- f. Name and Address of Free Zone/LMW/Bonded Warehouse Company (If required)
- g. Quantity Applied per Annum
- h. CIF Value (RM)

- i. Import Duty (If the Import duty is 'OR or /')
- j. Sales Tax (If the Sales Tax is 'OR or /') and
- k. Function of each Machinery and Equipment

40. Click the  [Save] button


41. The system will save and update the details.

a) Name and Address of Manufacturer Located in Principal Customs Area (PCA) 

42. Click on the  (expand) button to expand the details.

a) Name and Address of Manufacturer Located in Principal Customs Area (PCA) 

List of Name and Address of Manufacturer in Principal Customs Area (PCA)

No.	Manufacturer Name *	Address *	Country *	State *	City *
 Add Record					








43. Fill in required details in 'Name and Address of Manufacturer Located in Principal Customs Area (PCA)'

44. Click the [+Add Record]

45. The system will add new row to insert the details.

a) Name and Address of Manufacturer Located in Principal Customs Area (PCA) 

List of Name and Address of Manufacturer in Principal Customs Area (PCA)


No.	Manufacturer Name *	Address *	Country *	State *	City *
1.	<input type="text"/>	<input type="text" value="Address 1"/> <input type="text" value="Address 2"/> <input type="text" value="Address 3 (Optional)"/>	Malaysia 	- Select State - 	- Select City - 
  					
 Add Record					


46. Fill in required details:


- a. Manufacturer Name
- b. Address
- c. Country
- d. State
- e. City
- f. Postcode and
- g. File Name/File upload




47. Click the  [Save] button


48. The system will save and display the details.

b) List of Locally Purchased Machinery and Equipment for Sales Tax Exemption 

49. Click on the  (expand) button to expand the details.

b) List of Locally Purchased Machinery and Equipment for Sales Tax Exemption 

No.	HS Tariff Code *	Description of Machinery and Equipment *	New/Used *	Name and Address of Manufacture in PCA *	Unit of Measurement *	Quantity Applied per Annum *	Value
							

50. The details in '**List of Locally Purchased Machinery and Equipment for Sales Tax Exemption**' can be updated by:

- a. Using the screen (Editable Table)

b) List of Locally Purchased Machinery and Equipment for Sales Tax Exemption

b

i Download Excel Upload Excel

No.	HS Tariff Code *	Description of Machinery and Equipment *	New/Used *	Name and Address of Manufacture in PCA *	Unit of Measurement *	Quantity Applied per Annum *	Value
1.	Type or double-c		- Select New/Use	Q	- Select Unit -	0.00	

a

Add Record

b. Using the Download/Upload Excel Template

- i. Click the **[Download Excel Template]** button.
- ii. Update the required information in Excel.
- iii. Click the **[Upload Excel Template]** button and to upload the Excel.

MachineryEquipment_Appeal_PCS202200251.xlsx - Excel

File Home Insert Page Layout Formulas Data Review View Help Tell me what you want to do

Cut Copy Paste Format Painter Clipboard Font Alignment Number Styles

Calibri 11 Wrap Text Merge & Center General

C8

	A	B	C	D	E
1	Item Number (Please don't amend the Item Number)	HS Tariff Code	Description of Machinery and Equipment	New/Used	Unit of Measurement
2					
3					

51. Update the required details:

- a. HS Tariff Code
- b. Description of Machinery and Equipment
- c. New/Used
- d. Name and Address of Manufacturer in PCA
- e. Quantity Applied per Annum
- f. Value (RM)
- g. Sales Tax (If the Sales Tax is 'OR or /') and
- h. Function of each Machinery and Equipment

52. Click the  **[Save]** button

53. The system will save and update the details.

54. Click the **[Next]** button

55. The system will redirect to the '**Supporting Documents**' section.

(Refer to Chapter 1 Common Sections: 1.6 Supporting Documents)

56. Click the **[Next]** button


57. The system will redirect to the '**Declaration**' section.

(Refer to Chapter 1 Common Sections: 1.7 Declaration)

Chapter 6 APPLICATION (SURRENDER)

6.1 Machinery and Equipment (Agriculture)

1. Refer to [InvestMalaysia] Learn about the system (General) User Guide. Chapter 2 INVEST MALAYSIA ONLINE PORTAL : 2.2.4 Applications
4. Create **Surrender** Application

Company Name Feira Berhad	Old Application No. PC2202000595	Old MDA Reference No. CDE2/2020/00074	
Application Type Surrender	Application No. PC2202000719		

Application Form

Application No. *
PC2202000719

Application Type *
Surrender

Previous Approval

Company Name *
Feira Berhad

Address *

Jalan Permatang 3/4
Taman Permatang
Subayan Permatang
40177, Muadom Shah
Pahang

MDA Reference No. *
CDE2/2020/00074

Application *
Raw Materials and Components (Other than HS Code 7201-7210)

Decision Date *
15/05/2020

Exemption Period *

From: 15/05/2020 to: 05/12/2020

Justification *

No.	Documents to be submitted	File Name
1.	Company Cover Letter for the Surrender *	Upload File
2.	Copy of Previous Decision Letter	Upload File

[Add New Supporting Document](#)

2. Select:

- I. Application No: (Not editable)
- II. Application Type: **Surrender** (Not editable)
- III. Previous Approval:

- i. Company Name: (Not editable)
- ii. Address: (Not editable)
- iii. MIDA Reference No: (Not editable)
- iv. Application: Machinery and Equipment (Agriculture) (Not editable)
- v. Decision Date: (Not editable)
- vi. Exemption Period: From and To (Not editable)

IV. **Justification: Editable**

- V. Supporting Documents: (Editable- Add New Supporting Documents)

2. Click the **[Save]** button to save changes and click the **[Submit]** button to submit