



InvestMalaysia

investmalaysia.mida.gov.my

Post Approval (Permit) User Guide for Applicant

Learn About the System
(Version 1.2)

Powered by  **eTRANS**

Updated Date :30/01/2024

Table of Contents

Chapter 1	INTRODUCTION	4
1.1	Intended User	4
1.2	Web Browser	4
1.3	URL.....	4
1.4	Common Fields and Definitions	4
Chapter 2	INVEST MALAYSIA ONLINE PORTAL	7
2.1	Login Page & Registration Page	7
2.2	Dashboard Page	12
2.2.1	Task and Task List	13
2.2.2	My Company	14
2.2.3	Register Company	18
2.2.4	Applications.....	22
2.2.5	Color Brush	25
Chapter 3	COMMON SECTIONS FOR (ALL APPLICATION).....	26
3.1	Company.....	26
3.2	Previous Approval Records.....	28
3.3	Supporting Documents.....	29
3.4	Declaration	31
3.5	Print Preview Application Form	35
3.6	Application is Submitted to processing division.....	36
3.7	Application is Returned by MIDA due to incomplete information.....	37
3.8	Acknowledgement Email and Letter when application is received and being processed	39
3.9	Email Notification when application is successful	40
Chapter 4	POST APPROVAL (PERMIT)	41
4.1	Issuance of Permit	47
4.2	Amend/Change Factory Location.....	50
4.3	Redefinition of Product.....	53
4.4	Consolidation of Permit	56
4.5	Transfer of Permit	59
4.6	Duplication of Permit	62
4.7	Amendment/Deletion of Conditions.....	65
4.8	Change of Company Name.....	68
4.9	Extension of Project Implementation.....	71
4.10	Surrender of Permit.....	74

4.11	Cancellation of Permit	77
4.12	Reversal of Cancellation of Permit	80

Chapter 1 INTRODUCTION

This user guide will walkthrough the process of submitting Post Approval (Permit) applications by providing step-by-step instructions with illustrations to help applicant understand each step.

1.1 Intended User

This user guide is targeted for:

- Applicant or Company

1.2 Web Browser


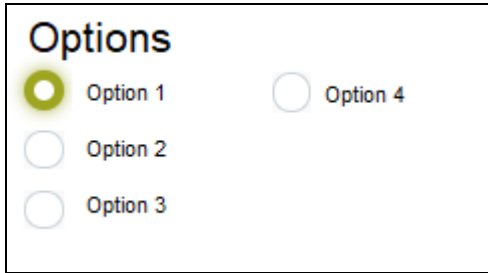

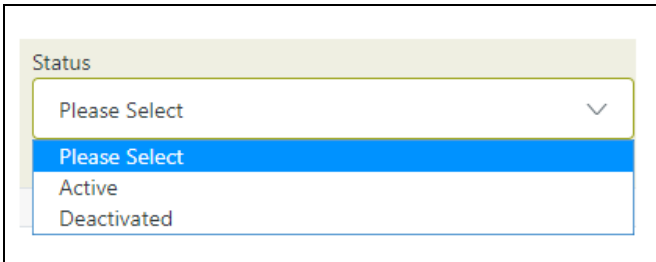
Best viewed in 1024 x 768 using Google Chrome or Mozilla Firefox. This website is mobile responsive.

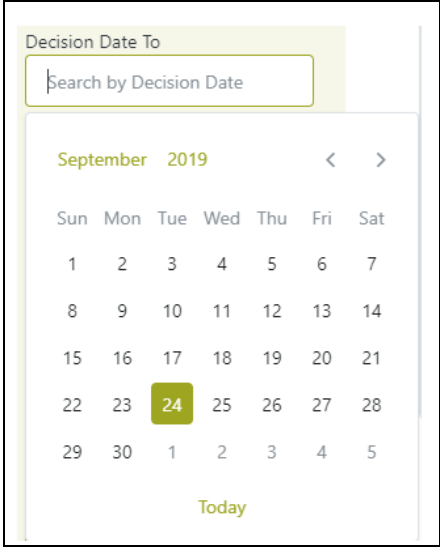

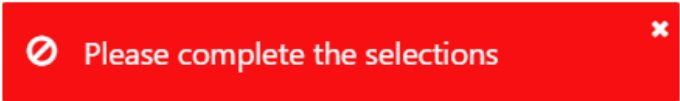
1.3 URL

<https://investmalaysia.mida.gov.my>

1.4 Common Fields and Definitions

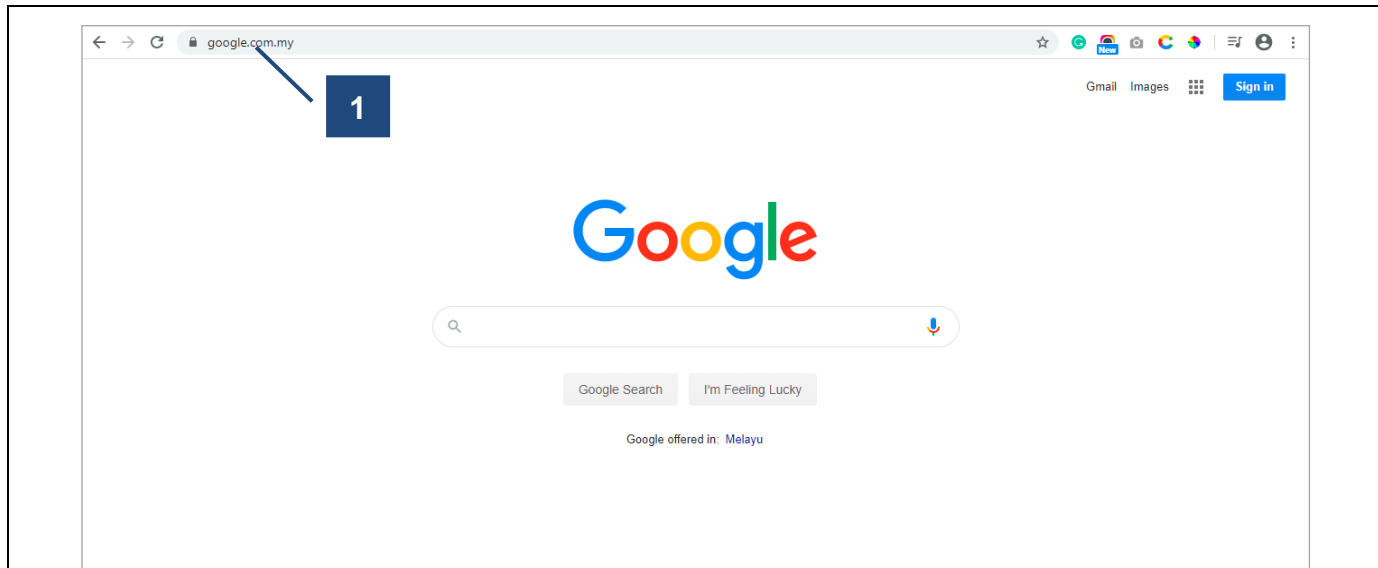
No.	Field	Description
1.	Textbox	<p>A box that allow user to type-in information. Usually, it has characters limit.</p> <div><p>Correspondence Address</p><div>9800 Montgomery Blvd NE</div></div> <p>If there is an asterisk (*) mark at the textbox, it means the information is required/mandatory.</p>

No.	Field	Description
2.	Button	<p>An item that allow user to click and it will respond according to it's purpose; usually denoted as the button's name.</p> 
3.	Radio button	<p>A selection features that allows the user to choose only ONE selection from the data sets. Usually it's round-shaped.</p> 
4.	Check Box	<p>A selection features that allows the user to check/uncheck selections from the data sets. Usually it's box-shaped.</p> 
5.	Dropdown	<p>A features that allows user to select a value from a series of option. Usually when user click a dropdown, a list of options will be displayed vertically and user may select one value from the list.</p> 
6.	Calendar	<p>A features that allows user to select a date from a calendar and/or time from a time range.</p>

No.	Field	Description
		
7.	Success Message	<p>A message that is displayed once an action taken was successful. It is displayed in green color.</p> 
8.	Error/Failure message	<p>A message that is displayed once an action taken was failed. It is displayed in red color.</p> 

Chapter 2 INVEST MALAYSIA ONLINE PORTAL


2.1 Login Page & Registration Page



1. Open web browser.

Insert URL: <http://investmalaysia.mida.gov.my>






2. Click the **Login** link. New login page will be displayed
3. Enter username (must use the email that has been registered);
4. Enter password; and
5. Click the **[CONTINUE]** button

System will redirect to the '**Dashboard**' page.

1. Go to Investmalaysia website. Click Login link. New login page will be displayed. (Refer 2.1.1 – 2.1.2)



2. Click **[Register Now!]**

[Back to Login Page](#)
Create Account

Registration

** All fields are mandatory*

Title *

- Select Title -

Name *

Designation *

- Select Designation -

Email *

Password *

Confirm Password *

Phone No. *

0123456789

Address *

Address 1

Please provide a valid email address as it will be used as the Username. You are also required to verify the email by clicking the link in the email which the system will send.

3. Fill up all the details and click **[Register]** button.

4. Applicant Email Verification *First time registration

InvestMalaysia - Applicant Email Verification

Dear Farid1,

You have successfully registered yourself to the InvestMalaysia Online Portal. Please click the link below to verify your email address.

[Confirm My Email Address](#)

Thank you.

Regards,

InvestMalaysia Administrator

Malaysian Investment Development Authority (MIDA)

MIDA Sentral, No. 5, Jalan Stesen Sentral 5, Kuala Lumpur Sentral, 50470 Kuala Lumpur, Malaysia

Tel: 603-2267 3633

Fax: 603-2274 7970

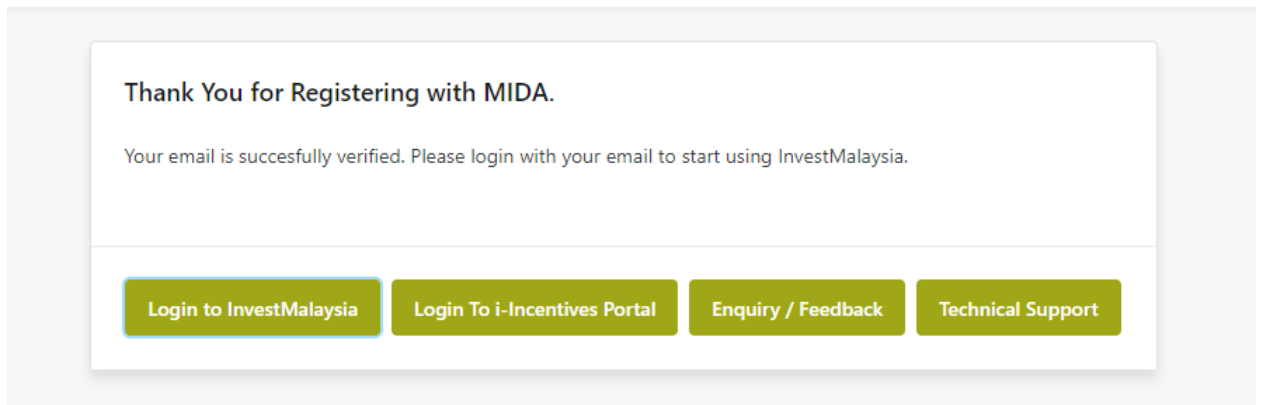
Email: investmalaysia@mida.gov.my

InvestMalaysia Online Portal: <https://investmalaysia.mida.gov.my>

Official Website: <https://www.mida.gov.my>

This is a system generated email. No signature required. Please do not reply to this email.

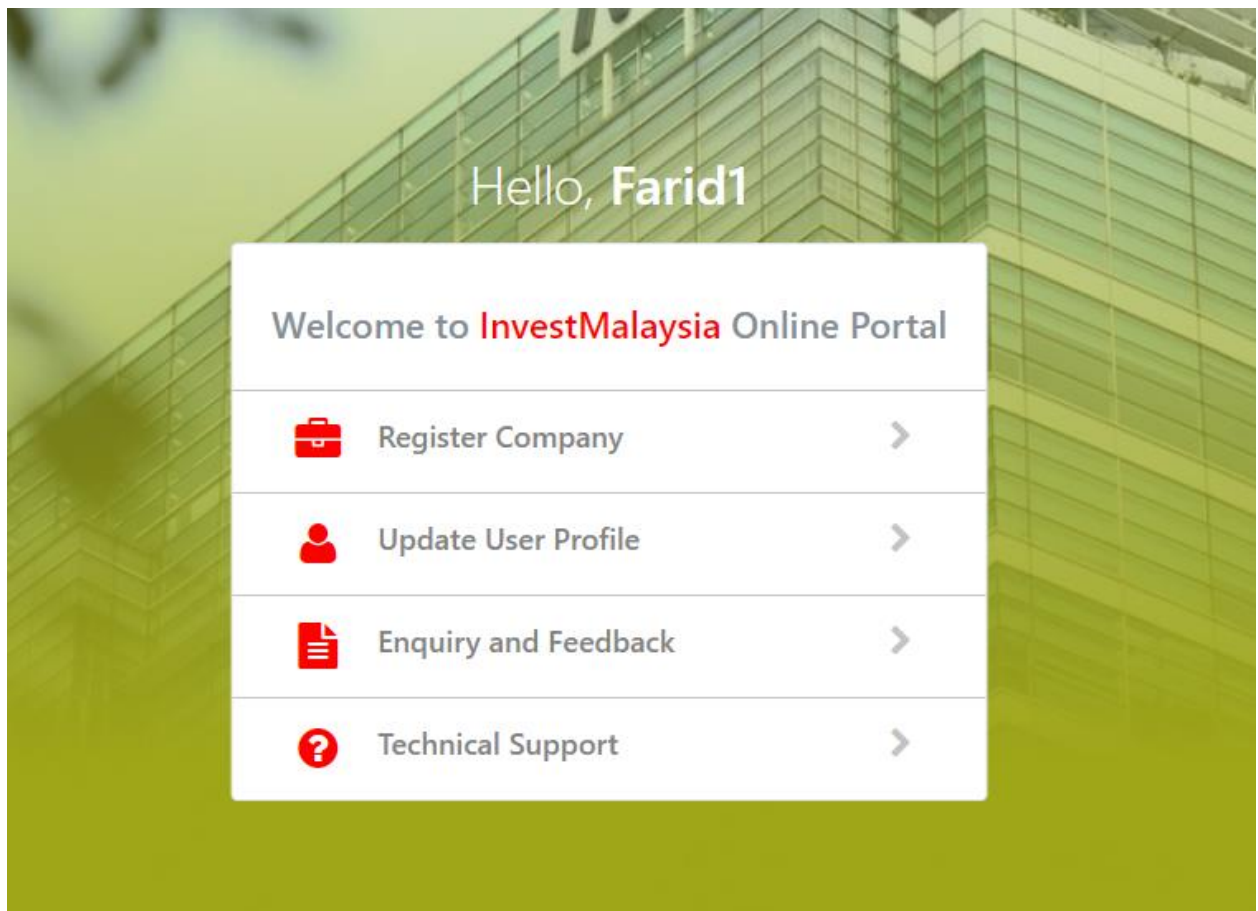
5. Once click on – [Confirm My Email Address] – system will pop up navigation screen



6. Click [Login to investMalaysia]



7. Applicant can start to applying applications



8. Click **[Register Company]** and refer to 2.2.3 for further details.

2.2 Dashboard Page

1. Main Menu

2. Tasks

3. My Company

4. Register Company

5. My Applications

6. Logout

Welcome, Anny Rozana Binti Mohd Faizal Kim

13 Tasks

Task List

Tasks	Status	Last Updated
Confirmation Letter for Exemption (Natalie Sdn Bhd)	Return for Resubmission	27/09/2019
Machinery and Equipment (Agriculture) (Agriculture) PC1201900132 - redmen corp	Return for Resubmission	30/10/2019
Confirmation Letter for Exemption (SPM) (Manufacturer) SPM1201900306 - redmen corp	Return for Resubmission	31/10/2019
Confirmation Letter for Exemption (SPM) (Agriculture) PC1201900163 - redmen corp	Return for Resubmission	15/11/2019
Machinery and Equipment (Agriculture) (Agriculture) PC1201900175 - redmen corp	Return for Resubmission	03/12/2019

My Company

Felcra Berhad

redmen corp

Felcra Berhad

Jalan Permaisuri 3/4, Taman Permaisuri, Seksyen Permaisuri, Muadzam Shah, Pahang | Update Profile | IRPM Profile

Application No.	MIDA Reference No.	Application	Application Type	Application Status
PC1202000475	CDE1/2020/00083	Machinery and Equipment (Agriculture)	New	Accepted for Processing
PC2202000508		Raw Materials and Components (Other than HS Code 7201-7316)	New	Draft
PC2202000507		Raw Materials and Components (Other than HS Code 7201-7316)	Amendment	Draft
PC3202000328		Raw Materials and Components (Iron and Steel, HS Code 7201-7316)	Amendment	Draft
PC3202000327		Raw Materials and Components (Iron and Steel, HS Code 7201-7316)	Extension	Draft

1 to 5 of 245 records

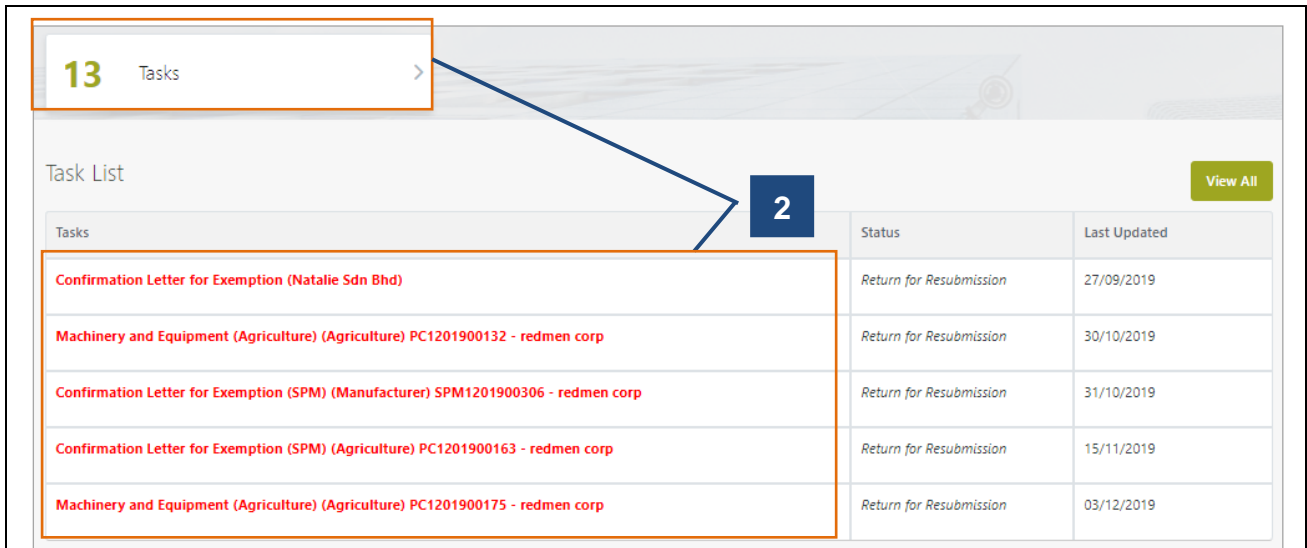
Registration Status

No.	Company Name	Registration No.	Status
1.	Choco Farm Sdn. Bhd.	96765-X	Pending Approval

1. The **Main Menu** is a menu that will be on every page to make it easy for users to access each page.
2. The **Tasks and Task List** shall display a task list that needs to take action by the applicant (**Refer 2.2.1 Task List**).
3. **My Company** shall display a list of companies and applications for the applicant (**Refer 2.2.2 My Company**).
4. **Register Company** to allow applicants to create a new company (**Refer 2.2.3 Register Company**).

5. **My Applications** shall display a list of applications for the company and to create new application (**Refer 2.2.4 My Applications**).
6. **Color Brush** to customize the theme (**Refer 2.2.5 Color Brush**).

2.2.1 Task and Task List

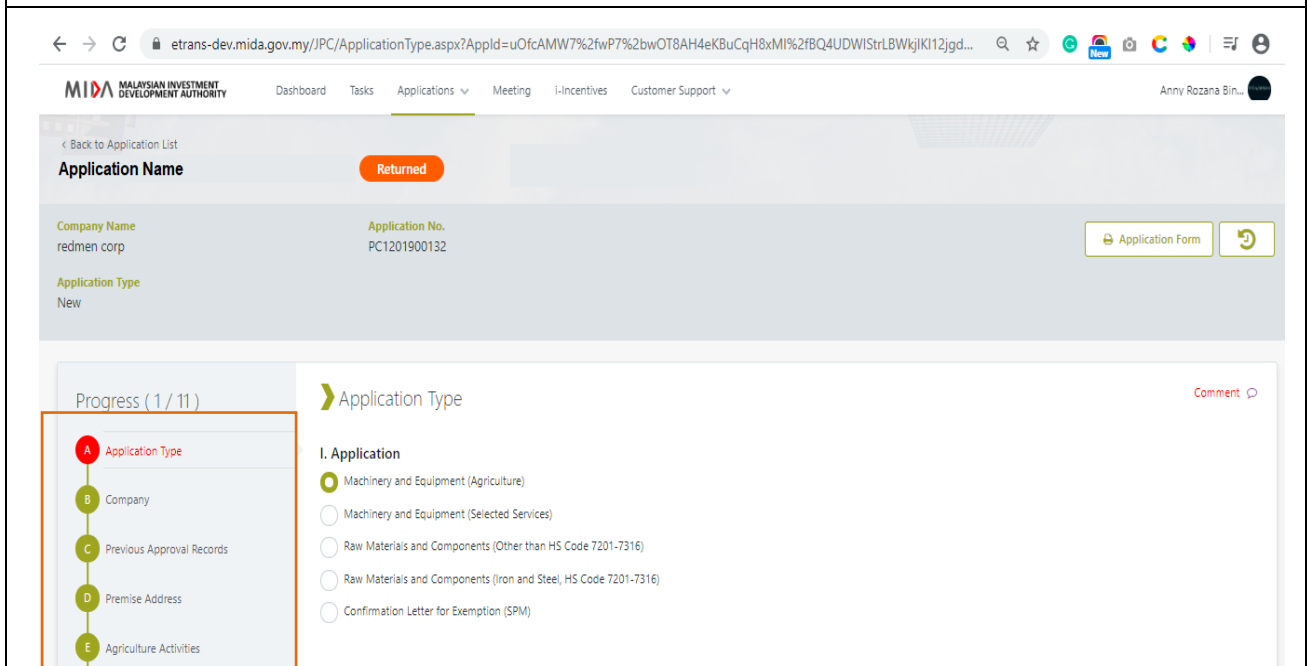


13 Tasks

Task List View All

Tasks	Status	Last Updated
Confirmation Letter for Exemption (Natalie Sdn Bhd)	Return for Resubmission	27/09/2019
Machinery and Equipment (Agriculture) (Agriculture) PC1201900132 - redmen corp	Return for Resubmission	30/10/2019
Confirmation Letter for Exemption (SPM) (Manufacturer) SPM1201900306 - redmen corp	Return for Resubmission	31/10/2019
Confirmation Letter for Exemption (SPM) (Agriculture) PC1201900163 - redmen corp	Return for Resubmission	15/11/2019
Machinery and Equipment (Agriculture) (Agriculture) PC1201900175 - redmen corp	Return for Resubmission	03/12/2019

2. Click the application and below page shall be displayed.



etrans-dev.mida.gov.my/JPC/ApplicationType.aspx?AppId=uOfcAMW7%2fwP7%2bwOT8AH4eKBuCqH8xMI%2fBQ4UDWIStrLBWkjK12jgd...

MIDA MALAYSIAN INVESTMENT DEVELOPMENT AUTHORITY Dashboard Tasks Applications Meeting i-Incentives Customer Support

Back to Application List

Application Name Returned

Company Name: redmen corp Application No.: PC1201900132 Application Form

Application Type: New

Progress (1 / 11)

- A Application Type**
- B Company
- C Previous Approval Records
- D Premise Address
- E Agriculture Activities

I. Application

- ☒ Machinery and Equipment (Agriculture)
- ☐ Machinery and Equipment (Selected Services)
- ☐ Raw Materials and Components (Other than HS Code 7201-7316)
- ☐ Raw Materials and Components (Iron and Steel, HS Code 7201-7316)
- ☐ Confirmation Letter for Exemption (SPM)

Applications that are returned by the officer for correction purposes or for more information will be listed on the task list.

2.2.2 My Company

My Company

Felcra Berhad
redmen corp

Felcra Berhad
Jalan Permaisuri 3/4, Taman Permaisuri, Seksyen Permaisuri, Muadzam Shah, Pahang

[Update Profile](#) [IRPM Profile](#)

Application No.	MIDA Reference No.	Application	Application Type	Application Status
PC1202000475	CDE1/2020/00083	Machinery and Equipment (Agriculture)	New	Accepted for Processing
PC2202000508		Raw Materials and Components (Other than HS Code 7201-7316)	New	Draft
PC2202000507		Raw Materials and Components (Other than HS Code 7201-7316)	Amendment	Draft
PC3202000328		Raw Materials and Components (Iron and Steel, HS Code 7201-7316)	Amendment	Draft
PC3202000327		Raw Materials and Components (Iron and Steel, HS Code 7201-7316)	Extension	Draft

1 to 5 of 245 records

My Company section include 3 main items which are a list of companies, a list of applications, and a company profile update.

3. Select any of the listed **companies**

A list of applications for the company shall be displayed.

Application No.	MIDA Reference No.	Application	Application Type	Application Status
PC1202000475	CDE1/2020/00083	Machinery and Equipment (Agriculture)	New	Accepted for Processing
PC2202000508		Raw Materials and Components (Other than HS Code 7201-7316)	New	Draft

a. Click the **[Application No.]** link

The application page shall be displayed.

MIDA MALAYSIAN INVESTMENT DEVELOPMENT AUTHORITY Dashboard Tasks Applications Meeting i-Incentives Customer Support Anny Rozana Bin...

< Back to Application List

Raw Materials and Components (Other than HS Code 7201-7316) Draft

Company Name: Felcra Berhad Application No.: PC2202000508 Application Type: New

Application Form Refresh

Progress (1 / 11)

- A Application Type**
- B Company
- C Previous Approval Records
- D Project Cost
- E Financing Details
- F Manpower
- G Finished Products
- H Raw Materials and Components
- I Other Major Local Raw Materials and Components Used in Production
- J Supporting Documents
- K Declaration

Application Type

I. Application

- ☐ Machinery and Equipment (Agriculture)
- ☐ Machinery and Equipment (Selected Services)
- ☐ Raw Materials and Components (Other than HS Code 7201-7316)
- ☐ Raw Materials and Components (Iron and Steel, HS Code 7201-7316)
- ☐ Confirmation Letter for Exemption (SPM)

II. Sector

- ☐ Manufacturer

III. Type of Exemption

- ☒ Import Duty Exemption
- ☒ Sales Tax Exemption
- ☐ Excise Duty Exemption

IV. Type of Application

- ☐ New
- ☐ Extension
- ☐ Additional Quantity

V. Market

- ☒ Domestic
- ☒ Export (Direct and not through third party)
- ☒ Free Zone (FZ) (Direct and not through third party)
- ☒ Licenced Manufacturing Warehouse (LMW) (Direct and not through third party)

VI. Main Industry

Furniture & Fixtures

Next

The system shall display all sections and the section details. The company can view, update, and delete the information.

My Company

Felcra Berhad

redmen corp

Felcra Berhad

Jalan Permaisuri 3/4, Taman Permaisuri, Seksyen Permaisuri, Muadzam Shah, Pahang

Update Profile IRPM Profile

- Click the **[Update Profile]** link
- Company Details page shall be displayed.

MIDA MALAYSIAN INVESTMENT DEVELOPMENT AUTHORITY
Dashboard Tasks Applications Meeting i-Incentives Customer Support
Anny Rozana Bin...

Company Profile

Company Details

Company Name *

Felcra Berhad

Registration Type *

Registration Of Company (ROC)

Registration No. *

432483-U

Date of Incorporation *

01/08/2012

Income Tax Reference No.

TAX432483-U

EPF No.

EPF432483-U

SOCSSO No.

SOCSSO-432483-U

Address *

Jalan Permaisuri 3/4

Taman Permaisuri

Seksyen Permaisuri

Region *

Asia

Country *

Malaysia

State *

Pahang

City *

Muadzam Shah

Postcode *

40177

Company Website

Felcra Berhad

Company Background *

Established in 2012

Particular Board of Director *

No.	Name	Nationality	Shares Held in the Company
1.	Zana	Malaysia	100 %

Add Record

Total 100 %

Contact Person *

No.	Title *	Name *	Designation *	Email *	Phone No. *
1.	Ms.	Nur Hazwani	Executive	hazwani_ruslan@yahoo.com	116776616
2.	Ms.	Anny Rozana Binti Mohd Faizal Kim	Board of Director	anny@mesinlaga.com.my	0167520717

Add Record

Authorised Person (Position should be a Manager and above)

No.	Title	Name *	Designation *	ID Type *	Identity Car
1.	Ms.	Azhar	Manager	National Identity Card	987654321
2.	Mr.	Mohamad Azeem	Manager	National Identity Card	9999999988

Add Record

Update

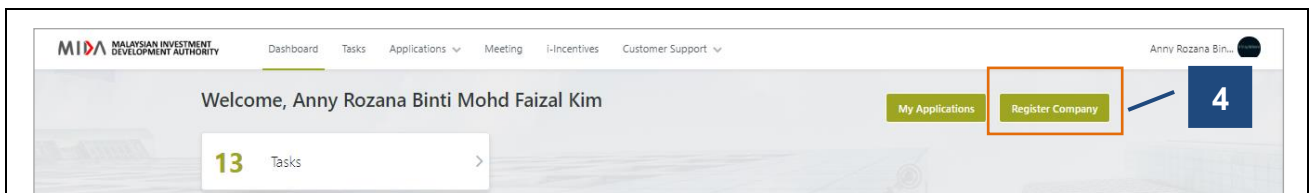
- i. Update the company's profile and all required details:
 - a) Date of Incorporation *
 - b) Income Tax Reference No.
 - c) EPF No.
 - d) Socso No.
 - e) Address *
 - f) Poscode *
 - g) Region *
 - h) Country *
 - i) State *
 - j) City *
 - k) Company Website
 - l) Company Background *
 - m) Particular Board of Director *
 - n) Contact Person *
 - o) Authorised Person (Position: Manager and above) *
- ii. Click the **[Update]** button and system shall display success message:



Company info is updated.



2.2.3 Register Company



4. Click the **[Register Company]** button
Register Company page shall be displayed.

The screenshot shows the 'Company Registration' page with a progress bar indicating 'Company Validation' (1) and 'Company Details' (2). The 'Company Validation' form includes the following fields and labels:

- a**: Company Name (Please fill up the company name exactly as in SSM company profile) *
- b**: Registration Type *
- c**: Registration No. (Please fill up exactly as in SSM company profile) *
- d**: Validate Company button

- Enter the exact details for Company Name * (This includes symbol characters (.) and abbreviations (Sdn Bhd));
- Registration Type *;
- Registration No. *; and
- Click the **[Validate Company]** button



- If the company is registered with MIDA, the system will display the above message.

f The company in search does not exist in MIDA's database. Please register to proceed.

g **Register** **Verify other company**

f. If the company is not registered with MIDA, the system will display the above message.

g. Click the **[Register]** button to proceed with company registration.

h

i

Register **Back**

Company Registration

Dashboard Tasks Applications Meeting i-Incentives Customer Support

Anny Rozana Bin...

1 Company Validation 2 Company Details

Company Details

Company Name *
Honda Malaysia

Registration Type
Registration Of Company (ROC)

Registration No. *
33224-X

Date of Incorporation *
DD/MM/YYYY

Income Tax Reference No.

EPF No.

SQCSC No.

Address *

Address 1

Address 2

Address 3 (Optional)

State *
- Select State -

City *
- Select City -
*Please choose state first

Postcode *

Company Website

Company Document Attachment *
(Please provide the latest SSM company profile)
Format supported: .pdf

Drop a file here or browse to upload

h. Enter company details such as:

- i. Date of Incorporation *
- ii. Income Tax Reference No.

- iii. SOCSO No.
 - iv. EPF No.
 - v. Address *
 - vi. State *
 - vii. City *
 - viii. Postcode *
 - ix. Company Website
 - x. Company Document Attachment * (Latest SSM company profile)
- i. Click the **[Register]** button

Your Company Is Now Pending for Approval!

Your company is successfully registered and pending for approval from MIDA. You will receive an email notification once your company registration is approved.

j

- j. The system will prompt the above message. Once the result is ready, the user will receive an email.

k

The company in search is already being registered and pending for approval.

Verify other company

Registration Status

No.	Company Name	Registration No.	Status
1.	Choco Farm Sdn. Bhd.	98765-X	Pending Approval

l

- k. This validation shall be displayed if the company in search is already being registered and pending for approval.
- l. **Registration Status** will be displayed on the dashboard.

The company you're searching for already exist in MIDA database. Please get in touch with the following contact person(s):

Name: Nur Hazwani

Name: Anny Rozana Binti Mohd Faizal Kim

[Verify other company](#)

m

m. This validation shall be displayed if the company in search already exists.

The company you're searching for already exist with same Company Name but different Registration No. in MIDA database. Please get in touch with the following contact person(s):

Name: Nur Hazwani

Name: Anny Rozana Binti Mohd Faizal Kim

[Verify other company](#)

n

n. This validation shall be displayed if the company in search already exists but with different Registration No.

The company you're searching for already exist with same Registration No. but different Company Name in MIDA database. Please get in touch with the following contact person(s):

Name: Nur Hazwani

Name: Anny Rozana Binti Mohd Faizal Kim

[Verify other company](#)

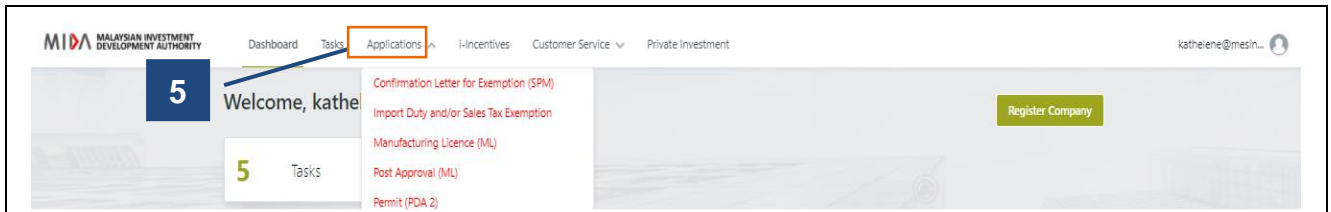
p

o

o. This validation shall be displayed if the company in search already exists with the same Registration No. but different Company Name.

p. Click the **[Verify other company]** button to verify other companies.

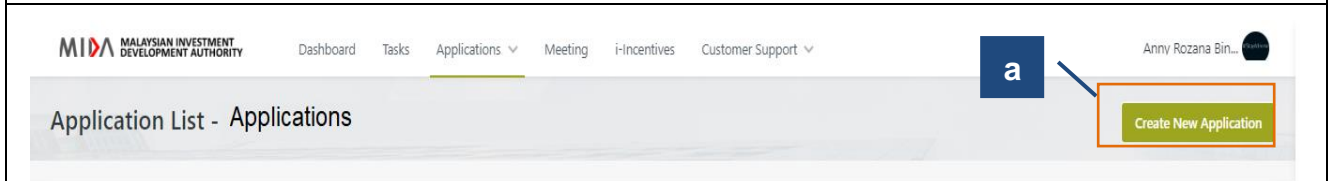
2.2.4 Applications



5. Click the **[Applications]** menu

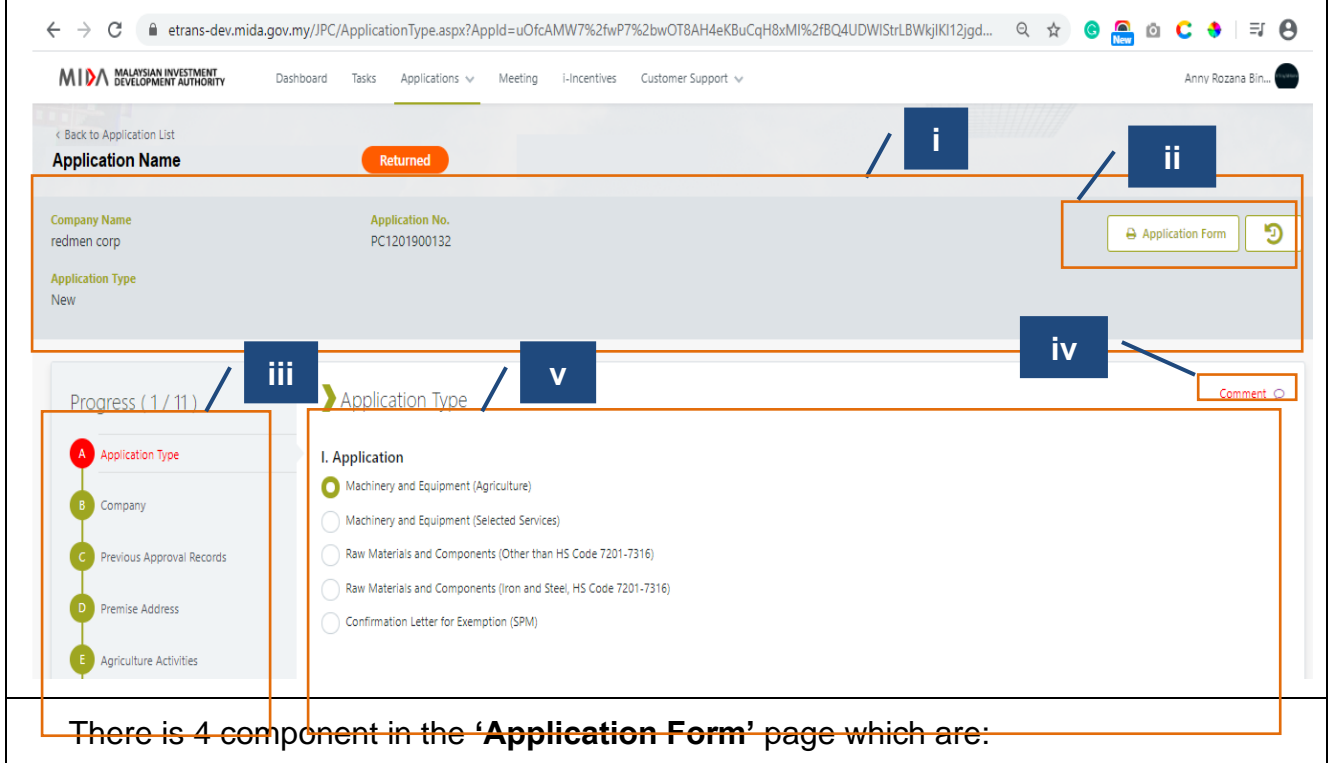
The system will display all online applications in the dropdown menu.

Click on the selected application the system will redirect to the **'Application'** page.



a. Click the **[Create New Application]** button

Depending on the selected application the system will redirect to the **'Application'** or **'Application Wizard'**. Click the **[Create New Application]** button and the system will redirect to the **'Application Form'**.



There is 4 component in the **'Application Form'** page which are:

- i. **Banner** - will display basic application information such as:
 - Company Name
 - Application No. and
 - Application Type
- ii. List of **Buttons** - will display Application Form Print Preview and Application Trail
- iii. List of **Sections** - will display all sections involved in the application form
- iv. Section's **Comment** – MIDA officers and Applicant/Company can post, response and read comments related to the section.
- v. **Application Form** - will display the detailed application form and need to fill in by the applicant/company

MIDA MALAYSIAN INVESTMENT DEVELOPMENT AUTHORITY
Dashboard
Tasks
Applications
Meeting
i-Incentives
Customer Support
Anny Rozana Bin...

Application List - Applications
b
Create New Application

Search Filters

Search by Company Name

Registration Type
All Types

Company Registration No.
Search by Company Reg No.

Application No./MRN No.
Search by Application No. /MRN No.

Application Date From
Search by Application Date

Application Date To
Search by Application Date

Acceptance Date From
Search by Acceptance Date

Acceptance Date To
Search by Acceptance Date

Decision Date From
Search by Decision Date

Decision Date To
Search by Decision Date

Application Type

Application For

Sector

Status

Registered State

Correspondence State

Factory/Premise State

Search
Reset

1310 All
939 Draft
283 In Progress
88 Completed


No.	Company	Application No.	MRN No.	Submission Date	Acceptance Date	Decision Date	Application Status
1.	Feicra Berhad	PC1202000475	CDE1/2020/00083	22/04/2020	22/04/2020		Accepted For Processing
2.	Feicra Berhad	PC3202000328		20/04/2020			Draft
3.	Feicra Berhad	PC2202000507		20/04/2020			Draft
4.	Etika Beverages Sdn Bhd	PCS202000133		20/04/2020			Submitted
5.	Feicra Berhad	PC2202000506		20/04/2020			Draft
6.	Feicra Berhad	PC3202000326		20/04/2020			Draft
7.	Feicra Berhad	PC2202000504		17/04/2020			Draft
8.	Feicra Berhad	PC3202000310	CDE3/2020/00089	17/04/2020	17/04/2020		Accepted For Processing
9.	Feicra Berhad	PC3202000311	CDE3/2020/00090	17/04/2020	17/04/2020		Accepted For Processing
10.	Feicra Berhad	PC3202000312	CDE3/2020/00092	17/04/2020	17/04/2020		In Progress

1 to 10 of 1310 records
1 2 3 4 5 ...

b. The system provides a search page for applicant/company to search the application information by entering information such as Company Name, Application No., MIDA Reference No., Sector, Status, and a combination of some application information.

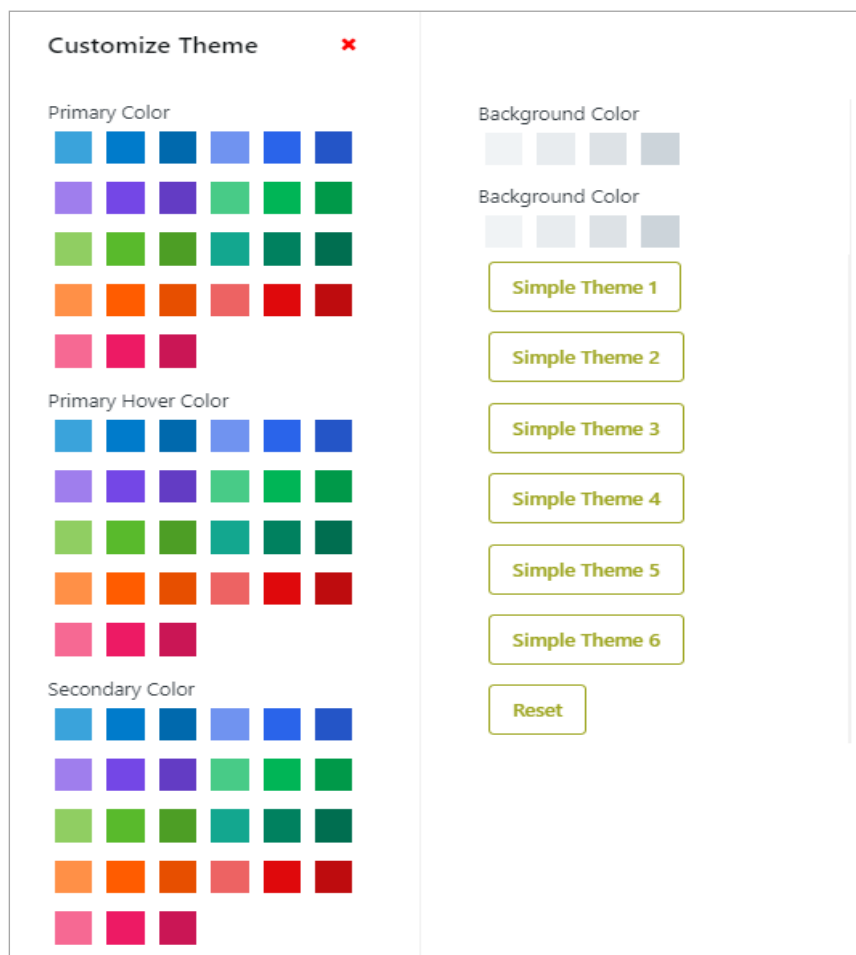
Page 24 of 82

2.2.5 Color Brush



6. Click the **[Color Brush]** icon


The customize theme screen shall be displayed.



The applicant should be able to customize the InvestMalaysia theme by clicking Primary, Hover, Secondary, and Background Color. Customize themes can be saved and can be changed anytime. The theme can be reset as a default theme by clicking the '**Reset**' button.

Chapter 3 COMMON SECTIONS FOR (ALL APPLICATION)

3.1 Company



Company/Applicant Name *

- Select Company/Applicant Name -

Registration Type *

- Select Registration Type -

Company Registration No. *

Date of Incorporation *

DD/MM/YYYY

Income Tax Reference No.

EPF No.

SOCSSO No.

Registered Address *

Address 1

Address 2

Address 3 (Optional)

Country *

- Select Country -

State *

City *

Postcode *

☐ Same as Registered Address

Correspondence Address *

Address 1

Address 2

Address 3 (Optional)

Country *

Malaysia

State *

- Select State -

City *

- Select City -

Postcode *

Customs Control Station *

- Select State -


- Select Customs Control Station -

Total Employment *


0

Website


1. Fill-in required details in:
 - a) Company
 - b) Company Background
 - c) Particular Board of Director
 - d) Contact Person

Company Background * 

Describe your company, business background, activity, establishment and etc (Limited to 1000 characters only).

Particular Board of Director * 


No.	Name *	Nationality *	Shares Held in the Company *
No items to show...			
			Total 0 %

Contact Person * 



No.	Title *	Name *	Designation *	Email *	Phone No.*	Fax No.
No items to show...						

2. Click the **[Next]** button
The system will redirect to the **'Previous Approval Records'** section.



3.2 Previous Approval Records

 Previous Approval Records



Approval of Manufacturing Licence or Permit under the Petroleum Development Act, 1974

No.	Licence No. *	Serial No. *	Effective Date *	Product/Activity	Address *	Country *
 Add Record						
						



Confirmation Letter for a Company Exempted from Manufacturing Licence (ICA 10) (if applicable)

No.	Reference No. *	Effective Date *	Product/Activity *	Address *	Country *	State *
 Add Record						
						

Incentive Granted from MIDA and/or other Ministry/Agency (if applicable)

No.	Type of Incentive *	Reference No. *	Date of Approval *	Effective Date *	Ministry/Agency *	Incentive Period (Years) *
 Add Record						
						

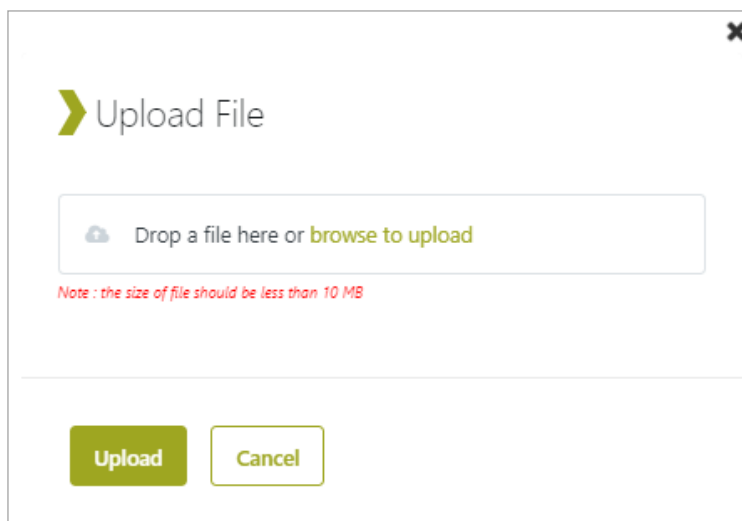
Grant Granted from MIDA and/or other Ministry/Agency (if applicable)

No.	Type of Grant *	Reference No. *	Effective Date *	Ministry/Agency *	Grant Amount (RM) *	Grant Period (Years) *	Product/Acti
 Add Record							
							

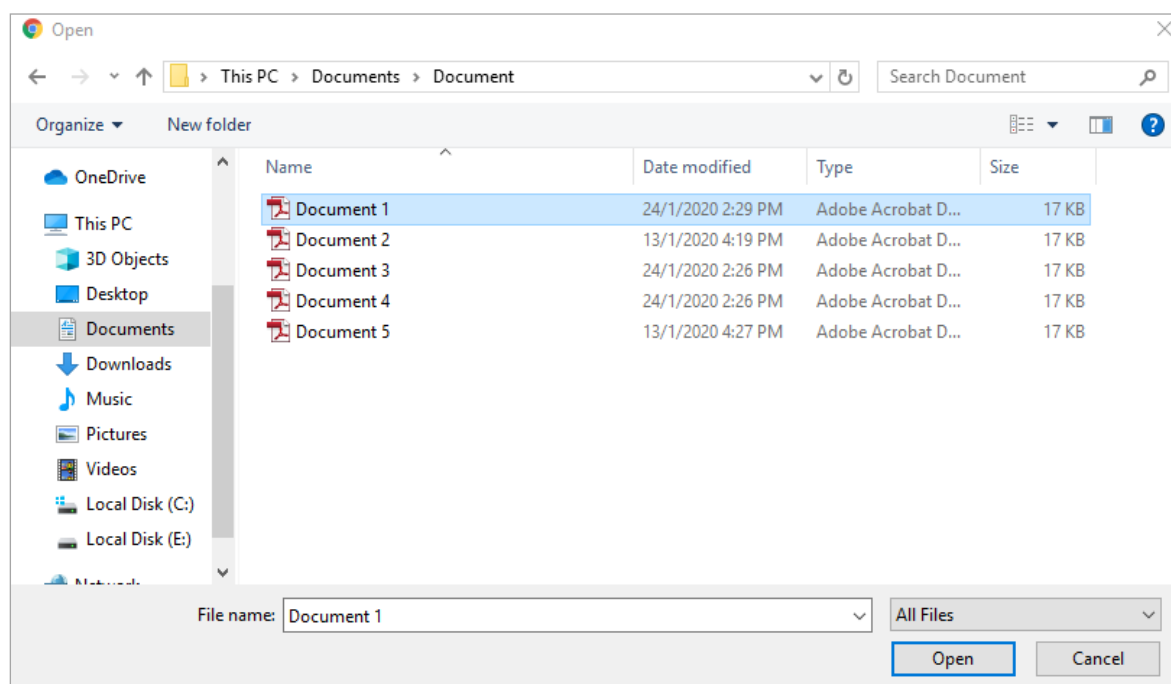
- Fill in required details in:
 - Approval of Manufacturing Licence/Permit under the Petroleum Development Act, 1974 (Add at least 1 item)
 - Confirmation Letter for a Company Exempted from Manufacturing License (ICA 10) (if applicable)
 - Incentive Granted from MIDA and/or other Ministry/Agency (if applicable)
 - Grant Granted from MIDA and/or other Ministry/Agency (if applicable)
- Click the **[Next]** button
The system will redirect to '**Next**' section.

3.3 Supporting Documents

1. Upload mandatory document (denoted as ‘*’ sign) by click **[Upload File]**
2. The system will display pop-up message ‘**Upload File**’



3. Click the ‘**browse to upload**’
4. The system will open the windows file upload.



6. Select a file and click **[Open]** button

7. Then system will display the filename and ready to be uploaded.

Upload File

Document 1.pdf

Note : the size of file should be less than 10 MB

Upload Cancel

8. Click the **[Upload]** button

9. The system will display the filename at **'Supporting Document'**.

Supporting Documents

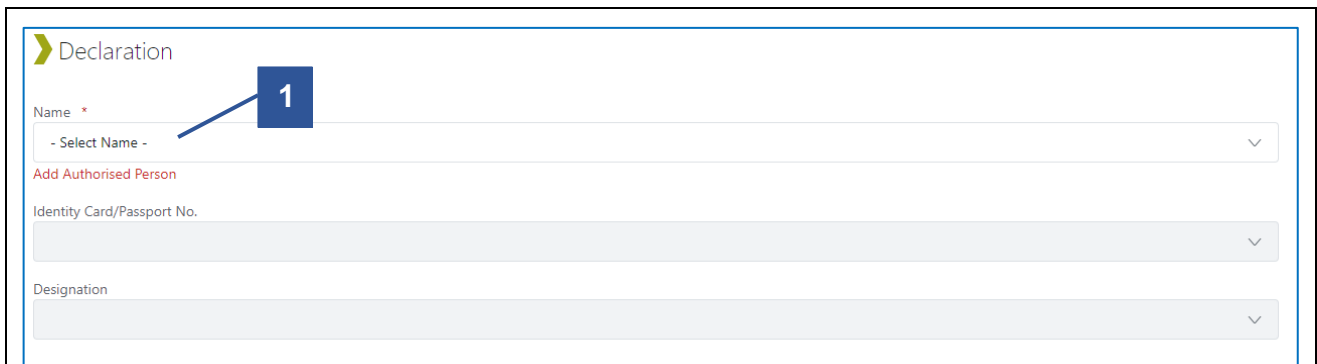
+ Add New Supporting Document

No.	Documents to be submitted	File Name
1.	Business Premise License from Local Authority *	Document 1.pdf View Download Upload New File

10. Click the **[Next]** button

The system will redirect to the 'Section E - Declaration'.

3.4 Declaration



Declaration

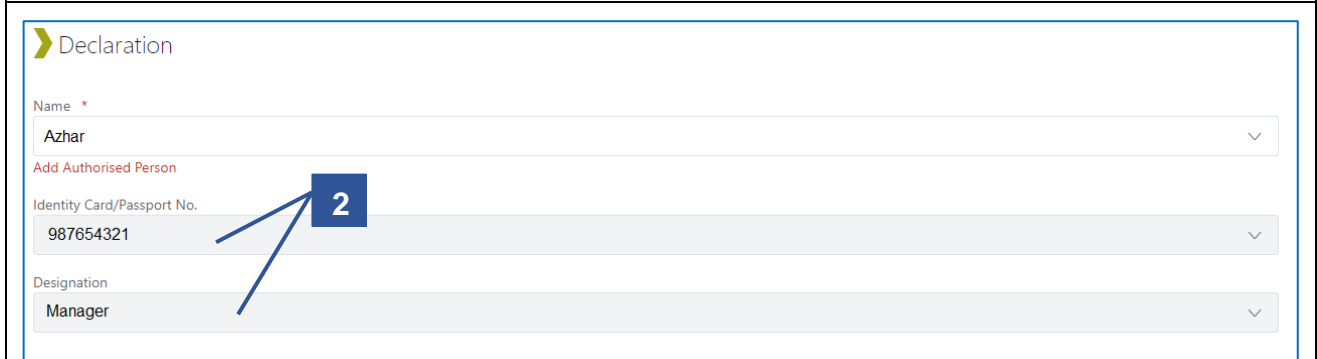
Name * - Select Name - 1

Add Authorised Person

Identity Card/Passport No.

Designation

1. Click the dropdown **'Name'**. Select an Authorised Person from the dropdown list.



Declaration

Name * Azhar

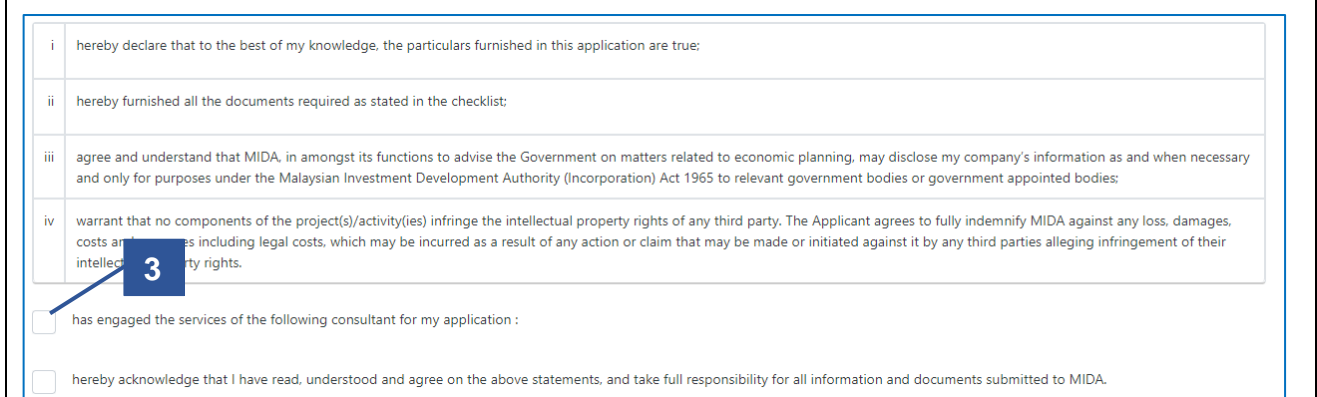
Add Authorised Person

Identity Card/Passport No. 987654321 2

Designation Manager

2. The system will auto-fill:

- Identity No./Passport No.
- Designation



i	hereby declare that to the best of my knowledge, the particulars furnished in this application are true;
ii	hereby furnished all the documents required as stated in the checklist;
iii	agree and understand that MIDA, in amongst its functions to advise the Government on matters related to economic planning, may disclose my company's information as and when necessary and only for purposes under the Malaysian Investment Development Authority (Incorporation) Act 1965 to relevant government bodies or government appointed bodies;
iv	warrant that no components of the project(s)/activity(ies) infringe the intellectual property rights of any third party. The Applicant agrees to fully indemnify MIDA against any loss, damages, costs and expenses including legal costs, which may be incurred as a result of any action or claim that may be made or initiated against it by any third parties alleging infringement of their intellectual property rights.

☐ 3 has engaged the services of the following consultant for my application :

☐ hereby acknowledge that I have read, understood and agree on the above statements, and take full responsibility for all information and documents submitted to MIDA.

3. Tick the checkbox if engaging consultant services.

☒ has engaged the services of the following consultant for my application :

4

Company Name *

Address *

State * City * Postcode *

- Select State - - Select State -

Name *

Designation *

Phone No. * Fax No.

Email Address *

Website

4. Fill in Consultant details such as:

- (a) Company Name
- (b) Address
- (c) State
- (d) City
- (e) Postcode
- (f) Name
- (g) Designation
- (h) Phone No.
- (i) Fax No.
- (j) Email Address
- (k) Website

i	hereby declare that to the best of my knowledge, the particulars furnished in this application are true;
ii	hereby furnished all the documents required as stated in the checklist;
iii	agree and understand that MIDA, in amongst its functions to advise the Government on matters related to economic planning, may disclose my company's information as and when necessary and only for purposes under the Malaysian Investment Development Authority (Incorporation) Act 1965 to relevant government bodies or government appointed bodies;
iv	warrant that no components of the project(s)/activity(ies) infringe the intellectual property rights of any third party. The Applicant agrees to fully indemnify MIDA against any loss, damages, costs and expenses including legal costs, which may be incurred as a result of any action or claim that may be made or initiated against it by any third parties alleging infringement of their intellectual property rights.

☐ has engaged 5 services of the following consultant for my application :

☐ hereby acknowledge that I have read, understood and agree on the above statements, and take full responsibility for all information and documents submitted to MIDA.

5. Tick the checkbox to agree with the terms and conditions stated in the **'Declaration'** section.

☒ hereby acknowledge that I have read, understood and agree on the above statements, and take full responsibility for all information and documents submitted to MIDA.

6

6. Click the **[Save]** button. The system will display a success message.



☒ hereby acknowledge that I have read, understood and agree on the above statements, and take full responsibility for all information and documents submitted to MIDA.

7

7. Click the **[Submit]** button and a popup message will appear to verify the Digicert.

>
Verify Digicert

IC/Passport

987654321

PIN

.....
 👁


Confirm

Cancel

8. Click the **[Cancel]** button system will return to the **'Declaration'** section.
9. Insert PIN and click the **[Confirm]** button
10. The system will display a success message.

✔ Application PP01202201128 has been submitted ✖

11. The system will show the above pop-up message as the submission is successful. Now the user may wait for the notification email from MIDA regards the further process.

 **MALAYSIAN INVESTMENT
DEVELOPMENT AUTHORITY**

InvestMalaysia - Application PP01[REDACTED] is in Review

Dear [REDACTED],

You have successfully submitted your application to InvestMalaysia Online Portal. MIDA is reviewing the application.

The details of the application are as follows:

Company Name	:	[REDACTED]
Application No.	:	PP01[REDACTED]
Application	:	Issuance of Permit
Submitted Date	:	[REDACTED]

Note : Application with incomplete information will not be accepted and will be returned to the applicant company.

Thank you.

Regards,
InvestMalaysia Administrator

Malaysian Investment Development Authority (MIDA)
MIDA Sentral, No. 5, Jalan Stesen Sentral 5, Kuala Lumpur Sentral, 50470 Kuala Lumpur, Malaysia
Tel: 603-2267 3633 **Fax:** 603-2274 7970 **Email:** investmalaysia@mida.gov.my
InvestMalaysia Online Portal: <https://investmalaysia.mida.gov.my>
Official Website: <https://www.mida.gov.my>

This is a system generated email. No signature required. Please do not reply to this email.

3.5 Print Preview Application Form

MIDA MALAYSIAN INVESTMENT DEVELOPMENT AUTHORITY

Dashboard Tasks Applications I-Incentives Customer Service Private Investment

< Back to Application List

Manufacturing Licence Draft

Company Name: MANUFACTURING INDUSTRIES SDN BHD Application No.: ML202100014

Application Type: New

1 Application Form

Progress (1 / 12)

- A Company
- B Previous Company Activity/Project
- C Application Information

Company

Company Name: MANUFACTURING INDUSTRIES SDN BHD

Registration Type: Registration Of Company (ROC) Company Registration No.: 70009-X

1. Click on the **[Application Form]** button.

1 / 23 | 75% | [Icons]

APPLICATION FOR MANUFACTURING LICENCE ON A NEW PROJECT BY A LICENSED MANUFACTURER OR BY AN EXISTING NON-LICENSED MANUFACTURER

Section A: Information Of Applicant Company

Company Profile

Company Name	MANUFACTURING INDUSTRIES SDN BHD		
Registration Type	Registration Of Company (ROC)	Company Registration No.	70009-X
Date of Incorporation	13/01/2016	Income Tax Reference No.	ITRNMISB001
EPF No.	ENMISB001	SOCSSO No.	SNEISB001
Email		Fax No.	
Registered Address	LOT 8200 JALAN 12/KU20, TAMAN PERINDUSTRIAN KAPAR BESTARI, Kapar, 42200 Selangor, Malaysia		
Website	www.misb.com.my		
Company Background	<p>The purpose of lorem ipsum is to create a natural-looking block of text (sentence, paragraph, page, etc.) that doesn't distract from the layout. A practice not without controversy, laying out pages with meaningless filler text can be very useful when the focus is meant to be on design, not content.</p> <p>The passage experienced a surge in popularity during the 1960s when Letraset used it on their dry-transfer sheets, and again during the 90s as desktop publishers bundled the text with their software. Today it's seen all around the web, on templates, websites, and stock designs. Use our generator to get your own, or read on for the authoritative history of lorem ipsum.</p>		
Correspondence Address	LOT 8200 JALAN 12/KU20, TAMAN PERINDUSTRIAN KAPAR BESTARI, Kapar, 42200 Selangor, Malaysia		
Total Employment	90		

Particular Board of Director

No.	Name	Nationality	Shares Held in the Company
-----	------	-------------	----------------------------

2. The web browser will open a new tab and display the print preview format of the Application Form. Scroll down the document to view all pages.

3.6 Application is Submitted to processing division



InvestMalaysia - Submitted Application ML202100048

[Redacted]

Dear [Redacted]

Application ML202100048 has been submitted to Chemical & Advanced Materials Division.

The details of the application are as follows:

Company Name : SEMICONDUCTOR INDUSTRIES SDN BHD
Application No. : ML202100048
Application : Manufacturing Licence (Manufacturing)
Submission Date : 14/01/2021

Thank you.

Regards,
InvestMalaysia Administrator

Malaysian Investment Development Authority (MIDA)

MIDA Sentral, No. 5, Jalan Stesen Sentral 5, Kuala Lumpur Sentral, 50470 Kuala Lumpur, Malaysia

Tel: 603-2267 3833 Fax: 603-2274 7970 Email: investmalaysia@mida.gov.my

InvestMalaysia Online Portal: <https://investmalaysia.mida.gov.my>

Official Website: <https://www.mida.gov.my>

This is a system generated email. No signature required. Please do not reply to this email.

3.7 Application is Returned by MIDA due to incomplete information



InvestMalaysia - Returned Application ML202100049

Dear midamalaysia123,

Your application ML202100049 has been returned.

Remark : No product description

Please update and resubmit your application.

Thank you.

Regards,
InvestMalaysia Administrator

Malaysian Investment Development Authority (MIDA)

MIDA Sentral, No. 5, Jalan Stesen Sentral 5, Kuala Lumpur Sentral, 50470 Kuala Lumpur, Malaysia

Tel: 603-2267 3633 Fax: 603-2274 7970 Email: investmalaysia@mida.gov.my

InvestMalaysia Online Portal: <https://investmalaysia.mida.gov.my>

Official Website: <https://www.mida.gov.my>

This is a system generated email. No signature required. Please do not reply to this email.

MIDA MALAYSIAN INVESTMENT DEVELOPMENT AUTHORITY

Dashboard Tasks Applications ▾ i-Incentives Customer Service ▾ Private Investment

< Back to Application List

Manufacturing Licence Completed

Company Name: 000001P Sdn Bhd Application No.: ML202100093 MIDA Reference No.: ML/2021/00054 Division: Chemical & Advanced Materials

Application Type: New

Progress (5 / 12)

- A Company
- B Previous Company Activity/Project
- C Application Information
- D Project Cost
- E Project Financing**
- F Manpower
- G Specific Industry
- H Additional Information

Project Financing

Authorised Capital 0

Amount (RM)

2021

Project Financing

Zaidi Asraf bin Idris
05 Feb, 2021
There are some comments from MIDA Officer...


Enter any comments you would like to add.

Comment

Applicant/Company able to read and response to Officer comments related to the selected section:

- Comments** - User name, posted date, and comments.
- Post Comment** – Enter comments in the textbox and click on “**Comment**” button to post the comments.

3.8 Acknowledgement Email and Letter when application is received and being processed

 **MIDA** MALAYSIAN INVESTMENT
DEVELOPMENT AUTHORITY

InvestMalaysia - Permohonan Diterima MIDA ML/2021/00026

Tuan/Puan,

Adalah dimaklumkan bahawa permohonan syarikat tuan/puan telah diterima dan sedang dipertimbangkan.

No. Ruj. MIDA	: ML/2021/00026
No. Ruj. Permohonan	: ML202100047
Tarikh Diterima	: 14/01/2021 09:18:36

Nama Syarikat	: MANUFACTURING INDUSTRIES SDN BHD
No. Pendaftaran Syarikat	: 70009-X
Pegawai Dihubungi	: Faridah Ariffin
Jawatan	: Manager
No. Telefon	: 01101234567
Emel	: [REDACTED]
Alamat	: [REDACTED]

Bahagian	: Kimia dan Bahan Termaju
Pengarah/Timbangan Pengarah	: [REDACTED]
No. Telefon	: 0322676773
Emel	: [REDACTED]

Pegawai MIDA	: [REDACTED]
No. Telefon	: 0322676726
Emel	: [REDACTED]

Sekian, terima kasih.

InvestMalaysia Administrator

Malaysian Investment Development Authority (MIDA)
MIDA Sentral, No. 5, Jalan Stesen Sentral 5, Kuala Lumpur Sentral, 50470 Kuala Lumpur, Malaysia
Tel: 603-2267 3633 Fax: 603-2274 7970 Email: investmalaysia@mida.gov.my
InvestMalaysia Online Portal: <https://investmalaysia.mida.gov.my>
Official Website: <https://www.mida.gov.my>

This is a system generated email. No signature required. Please do not reply to this email.

3.9 Email Notification when application is successful



InvestMalaysia - Pemberitahuan Surat Keputusan [Company Name] Reference No.]

Tuan/Puan,

Adalah dimaklumkan bahawa Surat Keputusan bagi permohonan syarikat tuan/puan [Company Name]
[Reference No.

Surat Keputusan tersebut boleh dimuat turun menerusi:

[Surat Keputusan \[Redacted\]](#)

MIDA menggunakan Tandatangan Digital (Public Key Infrastructure (PKI/Digital Certificate)) ke atas Surat Keputusan yang dikeluarkan. Penggunaan sistem ini membolehkan:

- i) Pihak syarikat tuan/puan menerima Surat Keputusan secara online.
- ii) Pihak Kementerian Kewangan, MITI, dan Jabatan Kastam DiRaja menerima dan mengakses Surat Keputusan secara online.

Sekian, terima kasih.

InvestMalaysia Administrator

Malaysian Investment Development Authority (MIDA)

MIDA Sentral, No. 5, Jalan Stesen Sentral 5, Kuala Lumpur Sentral, 50470 Kuala Lumpur, Malaysia

Tel: 603-2267 3633 Fax: 603-2274 7970 Email: investmalaysia@mida.gov.my

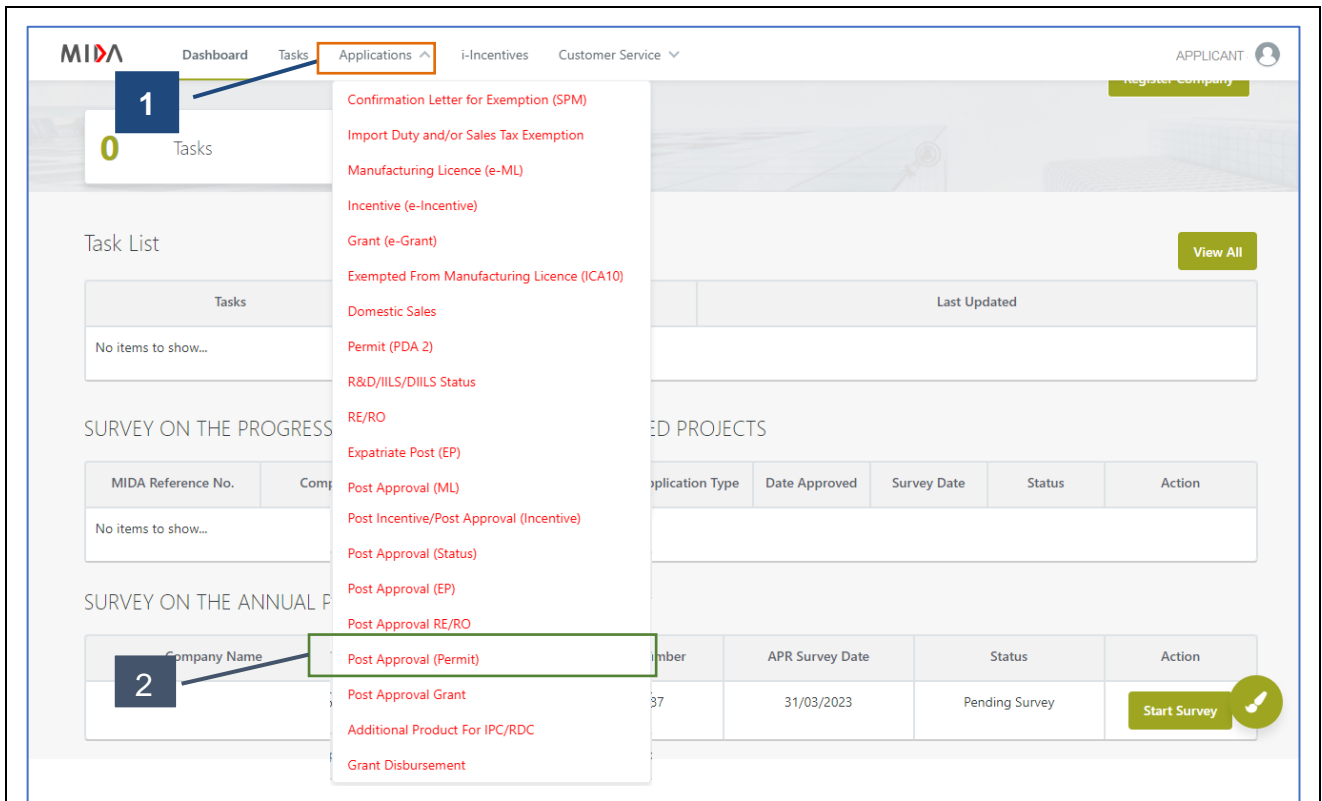
InvestMalaysia Online Portal: <https://investmalaysia.mida.gov.my>

Official Website: <https://www.mida.gov.my>

This is a system generated email. No signature required. Please do not reply to this email.

3.10 Download Decision Letter and Verify QR Code

3.10.1 View Successful Application



Upon receiving email notification when application is successful, user shall be able to view the Decision Letter in the application form.

1. To view the application, click on the **[Applications]** menu. The system will display all online modules in the dropdown menu.
2. Click on the module link that user wish to open

Application List - [Create New Application](#)

Search Filters

Application No./MRN No.
Search by Application No./MRN No.

Company Name
Search by Company Name

Registration Type
All Types

Company Registration No.
Search by Company Reg No.

Summary: 2 All, 0 Draft, 0 Progress, 2 Completed

Application No.	MIDA Reference No.	Application Type	Submission Date	Acceptance Date	Decision Date	Application Status	Action
202300022	2023/00056	New	12/01/2023	07/02/2023	09/02/2023	Completed	Delete
202200657	2022/00380	New	20/05/2022	27/06/2022	29/06/2022	Completed	Delete

2 records

- Once the **Application List** for the selected module is displayed, click on the **[Application No]** link that user wish to view.

Company Name
TESTING SDN BHD

Application No.
202300413

MIDA Reference No.
2023/00002

Application Type
New

Division
Chemical & Advanced Materials

Acceptance Date
31/07/2023

[Application Form](#) [Acknowledgement Letter](#) [Decision Letter](#) [Refresh](#)

Progress (1 / 11)

- A Company
- B Previous Company Activity/Project
- C Application Information

Company Profile

Company Name
TESTING SDN BHD

- System will display the selected application form

3.10.2 Download Decision Letter

The screenshot shows the application dashboard for TESTING SDN BHD. The top header contains the following information:

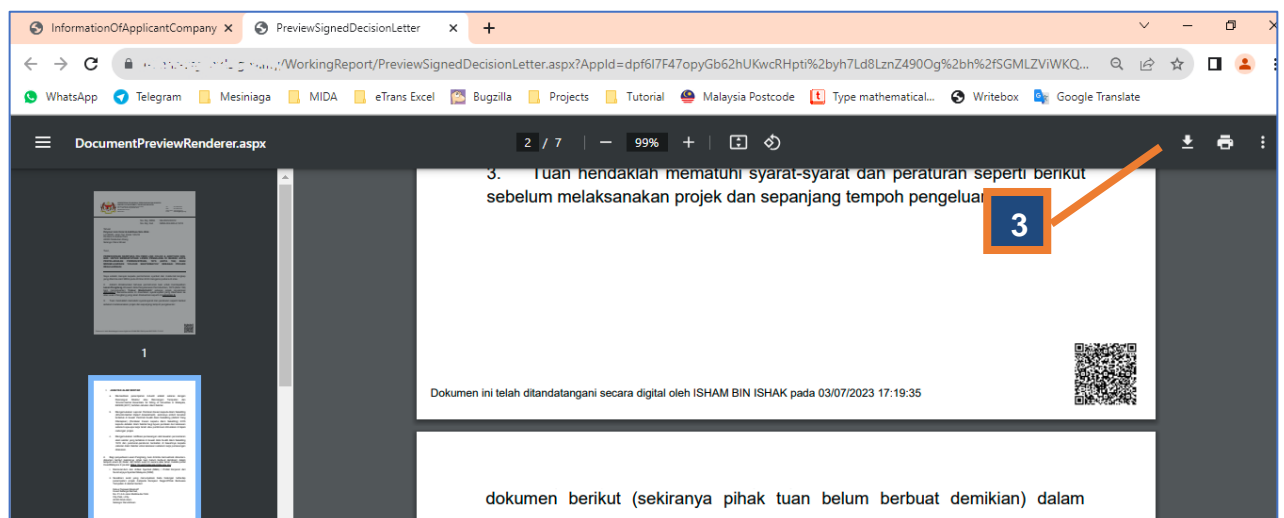
- Company Name:** TESTING SDN BHD
- Application No.:** 202300413
- MIDA Reference No.:** 2023/00002
- Division:** Chemical & Advanced Materials
- Application Type:** New
- Acceptance Date:** 31/07/2023

On the right side of the header, there are three buttons: "Application Form", "Acknowledgement Letter", and "Decision Letter". The "Decision Letter" button is highlighted with a red box, and a blue arrow points to it from a blue box labeled "1".

Below the header, there is a "Progress (1 / 11)" section with a list of steps: A Company, B Previous Company Activity/Project, and C Application Information. The "Company" step is currently selected.

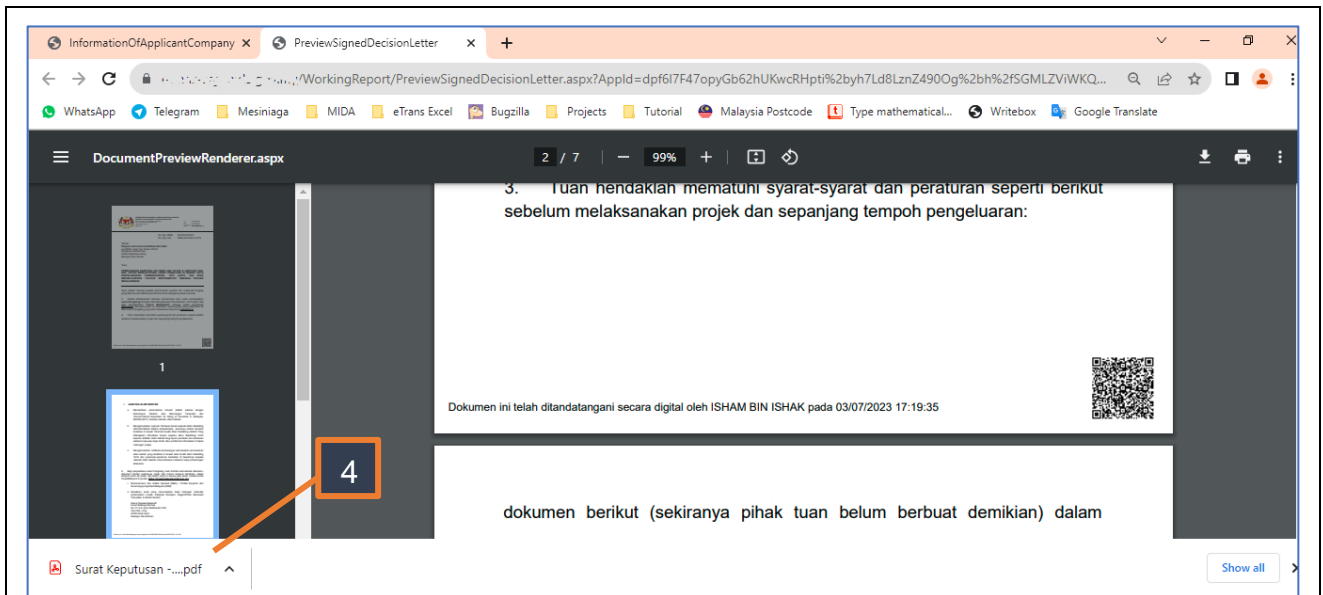
Below the progress section, there is a "Company Profile" section with a "Company Name" field containing "TESTING SDN BHD".

1. From the Application Form header, click on the **[Decision Letter]** action button.



2. System will display the Decision Letter in a new browser tab.

3. Click on the **[Download]** icon to download the document to local folder.

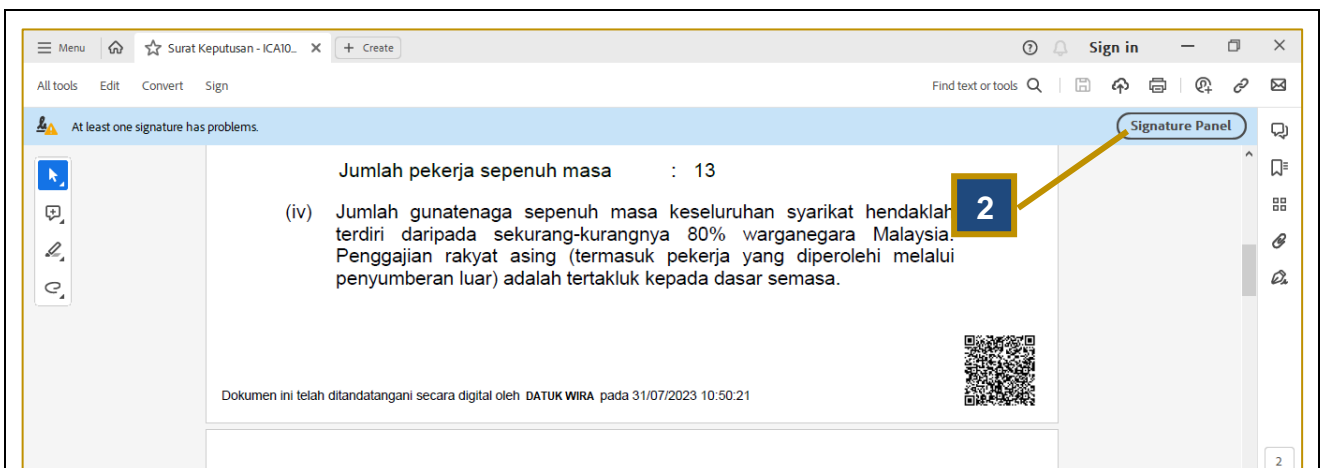


4. System will download the Decision Letter and save in PDF format.

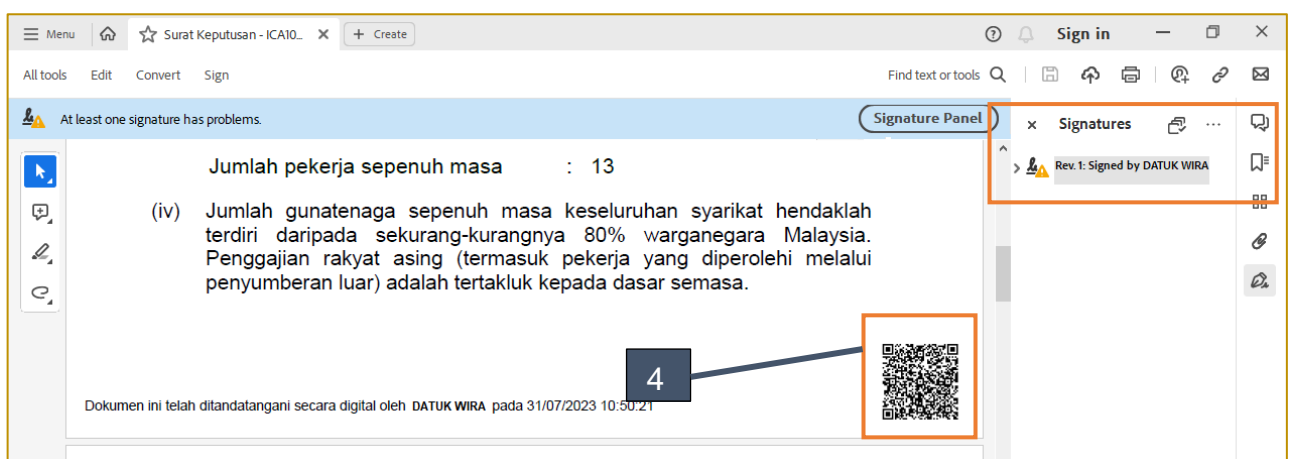
3.10.3 Verify QR Code



1. Once the Decision Letter is downloaded, navigate to the location of the document and launch the document.

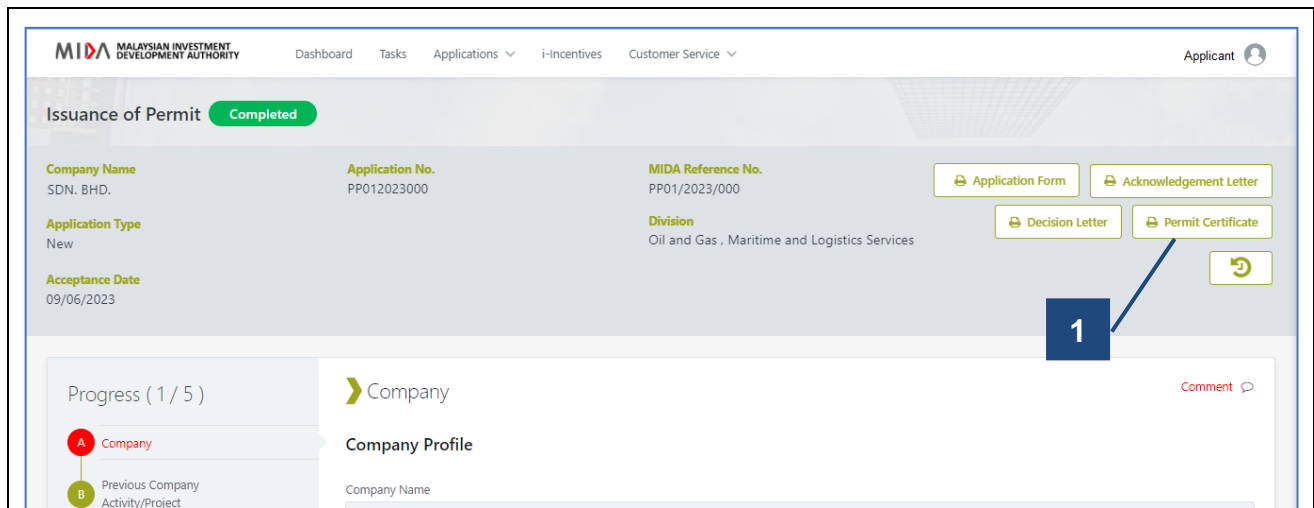


2. System will display the selected document in PDF Reader application. At the top right of the document, user can click the **[Signature Panel]** to view the digital signature details.



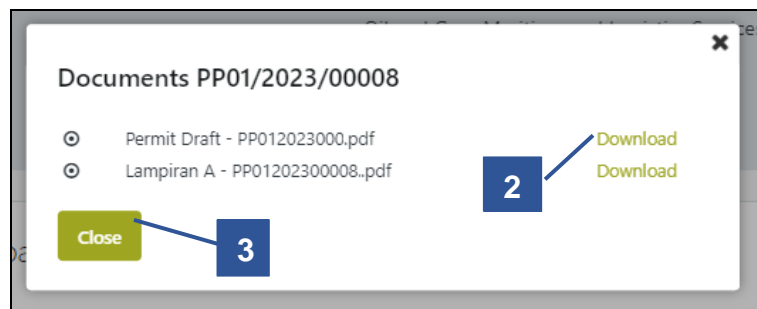
3. System will display the name of the Officer who digitally signed the letter.
4. At the bottom of the first page, there is a QR Code that user can scan using a mobile application to validate the letter.
5. The QR Code embedded in the document **can only** be read by **eValidator** mobile application.
6. Please refer to the User Guide document "**[Invest Malaysia] eValidator Mobile Application**" (MIDA QR Code mobile application) on how to install the mobile application.

3.11 Download Permit Certificate



1. Open the application user wish to down the Manufacturing Licence certificate and click on the **[Permit Certificate]** button. System will display a pop-up window.

(Refer to Chapter 2.2.2 My Company or 2.2.4 Applications)



2. Click the **[Download]** link for the document you wish to download. System will download the document.
3. Click the **[Close]** button to close the pop-up window.
4. For verifying the QR code in the certificate and Lampiran A, please refer to **Chapter 3.10.3 Verify QR Code**.

Chapter 4 POST APPROVAL (PERMIT)

4.1 Issuance of Permit

5. From the Dashboard's My Company table, click on the company name for which the application is to be submitted.

6. Click **Company Profile**. Refer to the Chapter 2 "My Company" sub-section.

1

My Company

MANUFACTURING INDUSTRIES SDN BHD

Syarikat Kimia Malaysia Bhd

SEMICONDUCTOR INDUSTRIES SDN BHD

MALAYSIAN PLASTIC MANUFACTURERS ASSOCIATION

ELECTRICAL AND ELECTRONICS MALAYSIA SDN BHD

2

0000002P New Sdn Bhd

No 230 Jalan Palembang, Kawasan Perindustrian, Seri Kembangan. | [Company Profile](#)

Application No.	MIDA Reference No.	Application	Application Type	Application Status
EP202100166	EP/2021/00167	Expatriate Post	New	In Progress
EP202100126	EP/2021/00152	Expatriate Post	New	In Progress
IHOTR1202100054	IHOTR/2021/00016	Selected Incentive Under Income Tax Act 1967	New	In Progress
PAI202100166	APL/2021/00101	Post Approval Incentive - Retaining	New	Completed

7. Click on the Industrial Profile tab.

3

Company Name
0000002P NEW SDN BHD (0000002P)

Company Profile Organization Structure Financial Details Overall Project Cost Overall Manpower History of Applications Industrial Profile Implementation Survey APR Survey

8. If the Permit approved before eTRANS is not listed in "Approval of Permit(s) under the Petroleum Development Act, 1974" table, then click on Add Previous Approved Record button. Refer to User Guide for Company Profile (IRPM) for details about submitting a pre-eTRANS record.

Approval of Permit(s) under the Petroleum Development Act, 1974

No.	MIDA Reference No.	Type of Application	Date of Approval	Product(s) / Activity(s)	Premise/Factory Location	Project Status	In
No Approval of Permit(s) to show...							

0 records

Add Previous Approved Record 

9. In the “Approval of Permit(s) under the Petroleum Development Act, 1974” table, click the Action button.

10. From the popup, click “Issuance of Permit” to display the application form.

Approval of Permit(s) under the Petroleum

No.	MIDA Reference No.	Type of Application	Date of Approval
1.		New	02/10/2
2.	PDA1/2021/3132032	New	30/09/2
3.		New	30/09/2

Amend/Change of Factory Location

Amendment/Deletion of Conditions

Cancellation of Permit

Change of Company Name

Duplication of Permit

Extension of Project Implementation

Issuance of Permit

Redefinition of Product

5

View

Pre-eTRANS(IRPM)
Verified

Actions

11. Verify details in ‘Section A - Company’. Click Next.

(Refer to Chapter 3 Common Sections for (All Application): 3.1 Company)

12. Verify details in ‘Section B - Previous Approval Records’. Click Next.

(Refer to Chapter 3 Common Sections for (All Application): 3.2 Previous Approval Records)

13. In **Section C – Issuance of Permit**, fill up the required information. Then click Next.

Progress (3 / 5)

A

Company

B

Previous Company Activity/Project

C

Issuance of Permit

D

Supporting Documents

E

Declaration

Issuance of Permit

I. Permit Details

No.	Permit No.	Serial No.	MIDA Reference No.	Date of Approval	Product/Activity	Factory/Premise Location
1.			PDA1/2020/000001	01/05/2021	Product 1, Product 2	Factory Address 1,Factory Address 2,Factory Address 3,23300 Banting,Selangor

II. Payment Details

Cheque Issuing Bank/Postal Order

Amount (RM)

0

Cheque No./Postal Order No.

Receipt No

Cheque/Postal Order Issued Date

DD/MM/YYYY

Justification *

Provide justification here...

14. The system will redirect to the ‘Section D - Supporting Documents’ section.
(Refer to Chapter 3 Common Sections for (All Application): 3.4 Supporting Documents)

15. The system will redirect to ‘Section E – Declaration’.
(Refer to Chapter 3 Common Sections for (All Application): 3.5 Declaration)

4.2 Amend/Change Factory Location

1. From the Dashboard's My Company table, click on the company name for which the application is to be submitted.
2. Click **Company Profile**. Refer to the Chapter 2 "My Company" sub-section.

1

My Company

MANUFACTURING INDUSTRIES SDN BHD

Syarikat Kimia Malaysia Bhd

SEMICONDUCTOR INDUSTRIES SDN BHD

MALAYSIAN PLASTIC MANUFACTURERS ASSOCIATION

ELECTRICAL AND ELECTRONICS MALAYSIA SDN BHD

2

0000002P New Sdn Bhd

No 230 Jalan Palembang, Kawasan Perindustrian , Seri Kembangan. | [Company Profile](#)

Application No.	MIDA Reference No.	Application	Application Type	Application Status
EP202100166	EP/2021/00167	Expatriate Post	New	In Progress
EP202100126	EP/2021/00152	Expatriate Post	New	In Progress
IHOTR1202100054	IHOTR/2021/00016	Selected Incentive Under Income Tax Act 1967	New	In Progress
PAI202100166	APL/2021/00101	Post Approval Incentive - Retaining	New	Completed

3. Click on the Industrial Profile tab.

3

Company Name
0000002P NEW SDN BHD (0000002P)

Company Profile Organization Structure Financial Details Overall Project Cost Overall Manpower History of Applications **Industrial Profile** Implementation Survey APR Survey

4. If the Permit approved before eTRANS is not listed in "Approval of Permit(s) under the Petroleum Development Act, 1974" table, then click on Add Previous Approved Record button. Refer to User Guide for Company Profile (IRPM) for details about submitting a pre-eTRANS record.

Approval of Permit(s) under the Petroleum Development Act, 1974

No.	MIDA Reference No.	Type of Application	Date of Approval	Product(s) / Activity(s)	Premise/Factory Location	Project Status	In
-----	--------------------	---------------------	------------------	--------------------------	--------------------------	----------------	----

No Approval of Permit(s) to show...

0 records

Add Previous Approved Record 

5. In the “Approval of Permit(s) under the Petroleum Development Act, 1974” table, click the Action button.

6. From the popup, click “Amend/Change of Factory Location” to display the application form.



Approval of Permit(s) under the Petroleum Development Act, 1974

No.	MIDA Reference No.	Type of Application	Date of Approval	Product(s) / Activity(s)	Premise/Factory Location	Project Status	In
1.		New	02/10/2				
2.	PDA1/2021/3132032	New	30/09/2				
3.		New	30/09/2				

Actions

- Amend/Change of Factory Location
- Amendment/Deletion of Conditions
- Cancellation of Permit
- Change of Company Name
- Duplication of Permit
- Extension of Project Implementation
- Issuance of Permit
- Redefinition of Product

7. Verify details in ‘**Section A - Company**’. Click Next.

(Refer to Chapter 3 Common Sections for (All Application): 3.1 Company)

8. Verify details in ‘**Section B - Previous Approval Records**’. Click Next.

(Refer to Chapter 3 Common Sections for (All Application): 3.2 Previous Approval Records)

9. In Section C – Amend/Change of Factory Location, fill up the required information. Then click Next.

Progress (3 / 5)

A

Company

B

Previous Company Activity/Project

C

Amend/Change of Factory Location

D

Supporting Documents

E

Declaration

Amend/Change of Factory Location

I. Permit Details

No.	Permit No.	Serial No.	MIDA Reference No.	Date of Approval	Product/Activity	Factory/Premise Location
1.	A 23247	551630		02/10/2020	Product 1, Product 2, Product 3, Product 4	Lot 471, Jalan APRIL 70, Arau, Perlis

II. New Location/Address

Address

Postcode

State

- Select State -

City

- Select City -

Remarks

Justification *

Provide justification here...

10. The system will redirect to the ‘Section D - Supporting Documents’ section.
(Refer to Chapter 3 Common Sections for (All Application): 3.4 Supporting Documents)

11. The system will redirect to the ‘Section E - Declaration’.
(Refer to Chapter 3 Common Sections for (All Application): 3.5 Declaration)

Page 52 of 82

4.3 Redefinition of Product

1. From the Dashboard's My Company table, click on the company name for which the application is to be submitted.
2. Click **Company Profile**. Refer to the Chapter 2 "My Company" sub-section.

1

My Company

MANUFACTURING INDUSTRIES SDN BHD

Syarikat Kimia Malaysia Bhd

SEMICONDUCTOR INDUSTRIES SDN BHD

MALAYSIAN PLASTIC MANUFACTURERS ASSOCIATION

ELECTRICAL AND ELECTRONICS MALAYSIA SDN BHD

0000002P New Sdn Bhd

No 230 Jalan Palembang, Kawasan Perindustrian , Seri Kembangan. | [Company Profile](#)

Application No.	MIDA Reference No.	Application	Application Type	Application Status
EP202100166	EP/2021/00167	Expatriate Post	New	In Progress
EP202100126	EP/2021/00152	Expatriate Post	New	In Progress
IHOTR1202100054	IHOTR/2021/00016	Selected Incentive Under Income Tax Act 1967	New	In Progress
PAI202100166	APL/2021/00101	Post Approval Incentive - Retaining	New	Completed

2

3. Click on the Industrial Profile tab.

Company Name
0000002P NEW SDN BHD (0000002P)

3

Company Profile Organization Structure Financial Details Overall Project Cost Overall Manpower History of Applications Industrial Profile Implementation Survey APR Survey

4. If the Permit approved before eTRANS is not listed in "Approval of Permit(s) under the Petroleum Development Act, 1974" table, then click on Add Previous Approved Record button. Refer to User Guide for Company Profile (IRPM) for details about submitting a pre-eTRANS record.

Approval of Permit(s) under the Petroleum Development Act, 1974

No.	MIDA Reference No.	Type of Application	Date of Approval	Product(s) / Activity(s)	Premise/Factory Location	Project Status	In
-----	--------------------	---------------------	------------------	--------------------------	--------------------------	----------------	----

No Approval of Permit(s) to show...

0 records

Add Previous Approved Record 

5. In the “Approval of Permit(s) under the Petroleum Development Act, 1974” table, click the Action button.

6. From the popup, click “Redefinition of Product” to display the application form.



The screenshot shows the 'Approval of Permit(s) under the Petroleum Development Act, 1974' table with three records. The first record is highlighted. To the right of the table is a list of actions: Amend/Change of Factory Location, Amendment/Deletion of Conditions, Cancellation of Permit, Change of Company Name, Duplication of Permit, Extension of Project Implementation, Issuance of Permit, and Redefinition of Product. The 'Redefinition of Product' option is highlighted with a blue box and a blue arrow labeled '6'. To the right of the action list is a popup window showing the 'Actions' column of the table. The 'Actions' column contains a 'View' button and an 'Actions' button. The 'Actions' button is highlighted with a blue box and a blue arrow labeled '5'.

7. Verify details in ‘Section A - Company’. Click Next.

(Refer to Chapter 3 Common Sections for (All Application): 3.1 Company)

8. Verify details in ‘Section B - Previous Approval Records’. Click Next.

(Refer to Chapter 3 Common Sections for (All Application): 3.2 Previous Approval Records)

9. In Section C – Redefinition of Product, fill up the required information. Then click Next.

Progress (3 / 5)

A

Company

B

Previous Company Activity/Project

C

Redefinition of Product

D

Supporting Documents

E

Declaration

Redefinition of Product

I. Permit Details

No.	Permit No.	Serial No.	MIDA Reference No.	Date of Approval	Product/Activity	Factory/Premise Location
1.	A 642576	126003	PDA1/2021/3132032	30/09/2020	Product 1, Product 2	Lot 716,Jalan MARCH45,15725 Ayer Tawar,Perak

II. Proposed Product(s)/Activity(s) to be redefined

Lot 716,Jalan MARCH45, Ayer Tawar, Perak - 15725

Product/Activity	MSIC Item Code	HS Tariff Code	Main Product/Activity?
Product 1, Product 2	Manufacture of refined petroleum products	000.909	Main Product

Justification *

Provide justification here...

10. The system will redirect to 'Section D - Supporting Documents'.
(Refer to Chapter 3 Common Sections for (All Application): 3.4 Supporting Documents)

11. The system will redirect to the 'Section E - Declaration'.
(Refer to Chapter 3 Common Sections for (All Application): 3.5 Declaration)

4.4 Consolidation of Permit

1. From the Dashboard's My Company table, click on the company name for which the application is to be submitted.
2. Click **Company Profile**. Refer to the Chapter 2 "My Company" sub-section.

1

My Company

MANUFACTURING INDUSTRIES SDN BHD

Syarikat Kimia Malaysia Bhd

SEMICONDUCTOR INDUSTRIES SDN BHD

MALAYSIAN PLASTIC MANUFACTURERS ASSOCIATION

ELECTRICAL AND ELECTRONICS MALAYSIA SDN BHD

2

0000002P New Sdn Bhd

No 230 Jalan Palembang, Kawasan Perindustrian , Seri Kembangan. | [Company Profile](#)

Application No.	MIDA Reference No.	Application	Application Type	Application Status
EP202100166	EP/2021/00167	Expatriate Post	New	In Progress
EP202100126	EP/2021/00152	Expatriate Post	New	In Progress
IHOTR1202100054	IHOTR/2021/00016	Selected Incentive Under Income Tax Act 1967	New	In Progress
PAI202100166	APL/2021/00101	Post Approval Incentive - Retaining	New	Completed

3. Click on the Industrial Profile tab.

3

Company Name
0000002P NEW SDN BHD (0000002P)

Company Profile Organization Structure Financial Details Overall Project Cost Overall Manpower History of Applications **Industrial Profile** Implementation Survey APR Survey

4. If the Permit approved before eTRANS is not listed in "Approval of Permit(s) under the Petroleum Development Act, 1974" table, then click on Add Previous Approved Record button. Refer to User Guide for Company Profile (IRPM) for details about submitting a pre-eTRANS record.

Approval of Permit(s) under the Petroleum Development Act, 1974

No.	MIDA Reference No.	Type of Application	Date of Approval	Product(s) / Activity(s)	Premise/Factory Location	Project Status	In
-----	--------------------	---------------------	------------------	--------------------------	--------------------------	----------------	----

No Approval of Permit(s) to show...

0 records

Add Previous Approved Record

5. In the “Approval of Permit(s) under the Petroleum Development Act, 1974” table, select the Permit records that need to be consolidated by marking the checkbox, and then click on Actions hyperlink.

6. In the menu popup, select Consolidation of Permit.

Approval of Permit(s) under the Petroleum Development Act, 1974

No.	MIDA Reference No.	Type of Application	Date of Approval	Product(s) / Activity(s)	Premise/Factory Location	Project Status	In
1.		New	02/10/2020				<input type="checkbox"/>
2.	PDA1/2021/3132032	New	30/09/2020	Product 1, Product 2	Lot 716 Jalan MARCH45	Active Trial Production	<input type="checkbox"/>
3.		New	30/09/2020	Product 1	Address 123	Active Trial Production	<input type="checkbox"/>

Application

Consolidation of Permit

View

Pre-eTRANS(IRPM) Verified

Actions

5

6

7. Verify details in ‘**Section A - Company**’. Click Next.
(Refer to Chapter 3 Common Sections for (All Application): 3.1 Company)
8. Verify details in ‘**Section B - Previous Approval Records**’. Click Next.
(Refer to Chapter 3 Common Sections for (All Application): 3.2 Previous Approval Records)
9. In Section C – Consolidation of Permit, fill up the required information. Then click Next.

Progress (3 / 5)

A

Company

B

Previous Company Activity/Project

C

Consolidation of Permit

D

Supporting Documents

E

Declaration

Consolidation of Permit

I. Permit Details

No.	Permit No.	Serial No.	MIDA Reference No.	Date of Approval	Product/Activity	Factory/Premise Location
1.	A 23247	551630		02/10/2020	Product 1, Product 2, Product 3, Product 4	Lot 471,Jalan APRIL 70
2.	A 642576	126003	PDA1/2021/3132032	30/09/2020	Product 1, Product 2	Lot 716,Jalan MARCH4 Ayer Tawar,Perak

Justification *

Provide justification here...

10. The system will redirect to 'Section D - Supporting Documents'.

(Refer to Chapter 3 Common Sections for (All Application): Supporting Documents)

Supporting Documents

+ Add New Supporting Document

No.	Documents to be submitted	File Name
1.	Business Premise License from Local Authority *	Upload File
2.	Company profile (latest printout) generated from Companies Commission of Malaysia (SSM) e-Info Services *	Upload File
3.	Tax Incentive approval under Promotion of Investment Act, 1986 or Income Tax Act, 1967	Upload File
4.	Registration certificate or letter of acknowledgement if the application for registration certificate is pending approval from Department of Occupational Safety and Health (DOSH)	Upload File

11. The system will redirect to the 'Section E - Declaration'.

(Refer to Chapter 3 Common Sections for (All Application): 3.5 Declaration)

4.5 Transfer of Permit

1. From the Dashboard's My Company table, click on the company name for which the application is to be submitted.
2. Click **Company Profile**. Refer to the Chapter 2 "My Company" sub-section.

1

My Company

MANUFACTURING INDUSTRIES SDN BHD

Syarikat Kimia Malaysia Bhd

SEMICONDUCTOR INDUSTRIES SDN BHD

MALAYSIAN PLASTIC MANUFACTURERS ASSOCIATION

ELECTRICAL AND ELECTRONICS MALAYSIA SDN BHD

2

0000002P New Sdn Bhd

No 230 Jalan Palembang, Kawasan Perindustrian , Seri Kembangan. | [Company Profile](#)

Application No.	MIDA Reference No.	Application	Application Type	Application Status
EP202100166	EP/2021/00167	Expatriate Post	New	In Progress
EP202100126	EP/2021/00152	Expatriate Post	New	In Progress
IHOTR1202100054	IHOTR/2021/00016	Selected Incentive Under Income Tax Act 1967	New	In Progress
PAI202100166	APL/2021/00101	Post Approval Incentive - Retaining	New	Completed

3. Click on the Industrial Profile tab.

3

Company Name
0000002P NEW SDN BHD (0000002P)

Company Profile Organization Structure Financial Details Overall Project Cost Overall Manpower History of Applications **Industrial Profile** Implementation Survey APR Survey

4. If the Permit approved before eTRANS is not listed in "Approval of Permit(s) under the Petroleum Development Act, 1974" table, then click on Add Previous Approved Record button. Refer to User Guide for Company Profile (IRPM) for details about submitting a pre-eTRANS record.

Approval of Permit(s) under the Petroleum Development Act, 1974

No.	MIDA Reference No.	Type of Application	Date of Approval	Product(s) / Activity(s)	Premise/Factory Location	Project Status	In
-----	--------------------	---------------------	------------------	--------------------------	--------------------------	----------------	----

No Approval of Permit(s) to show...

0 records

Add Previous Approved Record 

5. In the “Approval of Permit(s) under the Petroleum Development Act, 1974” table, click on Action button of the Permit record that needs to be transferred.

6. From the popup, click “Transfer of Permit” to display the application form.

Approval of Permit(s) under the Petroleum

No.	MIDA Reference No.	Type of Application	Date of Approval
1.		New	02/10/2
2.	PDA1/2021/3132032	New	30/09/2
3.		New	30/09/2
4.	PDA1/2021/00001	New	01/03/2

Amend/Change of Factory Location

Amendment/Deletion of Conditions

Cancellation of Permit

Change of Company Name

Duplication of Permit

Extension of Project Implementation

Issuance of Permit

Redefinition of Product

Reversal of Cancellation of Permit

Surrender of Permit

Transfer of Permit

ory	Action
View Pre-eTRANS(IRPM) Verified	Actions
View Pre-eTRANS(IRPM) Verified	Actions
View Pre-eTRANS(IRPM) Verified	Actions
View Pre-eTRANS(IRPM) Verified	Actions

7. Verify details in ‘Section A - Company’. Click Next.

(Refer to Chapter 3 Common Sections for (All Application): 3.1 Company)

8. Verify details in ‘Section B - Previous Approval Records’. Click Next.
(Refer to Chapter 3 Common Sections for (All Application): 3.2 Previous Approval Records)

9. In Section C – Transfer of Permit, fill up the required information. Then click Next.

Progress (3 / 5)

- A Company
- B Previous Company Activity/Project
- C Transfer of Permit**
- D Supporting Documents
- E Declaration

Transfer of Permit

I. Permit Details

No.	Permit No.	Serial No.	MIDA Reference No.	Date of Approval	Product/Activity	Factory/Premise Location
1.	A 642576	126003	PDA1/2021/3132032	30/09/2020	Product 1, Product 2	Lot 716, Jalan MARCH45, 15725 Ayer Tawar, Perak

II. Transfer of Details

Existing Company Name:

Existing Company Registration No.:

New Company Name:

New Company Registration No.:

Registration Type:

Date of Incorporation:

Justification *
Provide justification here...

10. The system will redirect to ‘Section D - Supporting Documents’.
(Refer to Chapter 3 Common Sections for (All Application): 3.4 Supporting Documents)

Supporting Documents

+ Add New Supporting Document

No.	Documents to be submitted	File Name
1.	Business Premise License from Local Authority *	Upload File
2.	Company profile (latest printout) generated from Companies Commission of Malaysia (SSM) e-Info Services *	Upload File
3.	Tax Incentive approval under Promotion of Investment Act, 1986 or Income Tax Act, 1967	Upload File
4.	Registration certificate or letter of acknowledgement if the application for registration certificate is pending approval from Department of Occupational Safety and Health (DOSH)	Upload File

11. The system will redirect to the ‘Section E - Declaration’.
(Refer to Chapter 3 Common Sections for (All Application): 3.5 Declaration)

4.6 Duplication of Permit

1. From the Dashboard's My Company table, click on the company name for which the application is to be submitted.
2. Click **Company Profile** (beside Update Company Profile). Refer to the Chapter 2 "My Company" sub-section.

1

My Company

MANUFACTURING INDUSTRIES
SDN BHD

Syarikat Kimia Malaysia Bhd

SEMICONDUCTOR INDUSTRIES
SDN BHDMALAYSIAN PLASTIC
MANUFACTURERS ASSOCIATIONELECTRICAL AND ELECTRONICS
MALAYSIA SDN BHD

0000002P New Sdn Bhd

No 230 Jalan Palembang, Kawasan Perindustrian , Seri Kembangan, | [Company Profile](#)

Application No.	MIDA Reference No.	Application	Application Type	Application Status
EP202100166	EP/2021/00167	Expatriate Post	New	In Progress
EP202100126	EP/2021/00152	Expatriate Post	New	In Progress
IHOTR1202100054	IHOTR/2021/00016	Selected Incentive Under Income Tax Act 1967	New	In Progress
PAI202100166	APL/2021/00101	Post Approval Incentive - Retaining	New	Completed

2

3. Click on the Industrial Profile tab.

Company Name

0000002P NEW SDN BHD (0000002P)

3

Company Profile

Organization Structure

Financial Details

Overall Project Cost

Overall Manpower

History of Applications

Industrial Profile

Implementation Survey APR Survey

4. If the Permit approved before eTRANS is not listed in "Approval of Permit(s) under the Petroleum Development Act, 1974" table, then click on Add Previous Approved Record button. Refer to User Guide for Company Profile (IRPM) for details about submitting a pre-eTRANS record.

Approval of Permit(s) under the Petroleum Development Act, 1974

No.	MIDA Reference No.	Type of Application	Date of Approval	Product(s) / Activity(s)	Premise/Factory Location	Project Status	In
-----	--------------------	---------------------	------------------	--------------------------	--------------------------	----------------	----

No Approval of Permit(s) to show...

0 records

Add Previous Approved Record

5. In the “Approval of Permit(s) under the Petroleum Development Act, 1974” table, click Action button on the record that requires duplication of Permit.

6. From the popup, click Duplication of Permit.

Approval of Permit(s) under the Petroleum

No.	MIDA Reference No.	Type of Application	Date of Approval
1.		New	02/10/2
2.	PDA1/2021/3132032	New	30/09/2
3.		New	30/09/2

- Amend/Change of Factory Location
- Amendment/Deletion of Conditions
- Cancellation of Permit
- Change of Company Name
- Duplication of Permit**
- Extension of Project Implementation
- Issuance of Permit
- Redefinition of Product

Actions

View	Actions	
Pre-eTRAN Verified	Actions	
View	Actions	
Pre-eTRANS(IRPM) Verified	Actions	
View	Actions	
Pre-eTRANS(IRPM)	Actions	

7. Verify details in ‘Section A - Company’. Click Next.

(Refer to Chapter 3 Common Sections for (All Application): 3.1 Company)

8. Verify details in ‘Section B - Previous Approval Records’. Click Next.

(Refer to Chapter 3 Common Sections for (All Application): 3.2 Previous Approval Records)

9. In Section C – Duplication of Permit, fill up the required information. Click Next.

Progress (3 / 5)

A Company

B Previous Company Activity/Project

C Duplication of Permit

D Supporting Documents

E Declaration

Duplication of Permit

I. Permit Details

Permit No.	Serial No.	MIDA Reference No.	Date of Approval	Product/Activity	Factory/Premise Location
A 642576	126003	PDA1/2021/3132032	30/09/2020	Product 1, Product 2	Lot 716,Jalan MARCH45,15725 Ayer Tawar,Perak

Justification *

Provide justification here...

10. The system will redirect to 'Section D - Supporting Documents'.

(Refer to Chapter 3 Common Sections for (All Application): 3.4 Supporting Documents)

Supporting Documents

+ Add New Supporting Document

No.	Documents to be submitted	File Name
1.	Business Premise License from Local Authority *	Upload File
2.	Company profile (latest printout) generated from Companies Commission of Malaysia (SSM) e-Info Services *	Upload File
3.	Tax Incentive approval under Promotion of Investment Act, 1986 or Income Tax Act, 1967	Upload File
4.	Registration certificate or letter of acknowledgement if the application for registration certificate is pending approval from Department of Occupational Safety and Health (DOSH)	Upload File

11. The system will redirect to the 'Section E - Declaration'.

(Refer to Chapter 3 Common Sections for (All Application): 3.5 Declaration)

4.7 Amendment/Deletion of Conditions

1. From the Dashboard's My Company table, click on the company name for which the application is to be submitted.

1

2. Click **Company Profile**. Refer to the Chapter 2 "My Company" sub-section.

My Company

- MANUFACTURING INDUSTRIES SDN BHD
- Syarikat Kimia Malaysia Bhd
- SEMICONDUCTOR INDUSTRIES SDN BHD
- MALAYSIAN PLASTIC MANUFACTURERS ASSOCIATION
- ELECTRICAL AND ELECTRONICS MALAYSIA SDN BHD

0000002P New Sdn Bhd
 No 230 Jalan Palembang, Kawasan Perindustrian , Seri Kembangan, | [Company Profile](#)

Application No.	MIDA Reference No.	Application	Application Type	Application Status
EP202100166	EP/2021/00167	Expatriate Post	New	In Progress
EP202100126	EP/2021/00152	Expatriate Post	New	In Progress
IHOTR1202100054	IHOTR/2021/00016	Selected Incentive Under Income Tax Act 1967	New	In Progress
PAI202100166	APL/2021/00101	Post Approval Incentive - Retaining	New	Completed

3. Click on the Industrial Profile tab.

Company Name
0000002P NEW SDN BHD (0000002P)

Company Profile | Organization Structure | Financial Details | Overall Project Cost | Overall Manpower | History of Applications | **Industrial Profile** | Implementation Survey | APR Survey

4. If the Permit approved before eTRANS is not listed in "Approval of Permit(s) under the Petroleum Development Act, 1974" table, then click on Add Previous Approved Record button. Refer to User Guide for Company Profile (IRPM) for details about submitting a pre-eTRANS record.

Approval of Permit(s) under the Petroleum Development Act, 1974

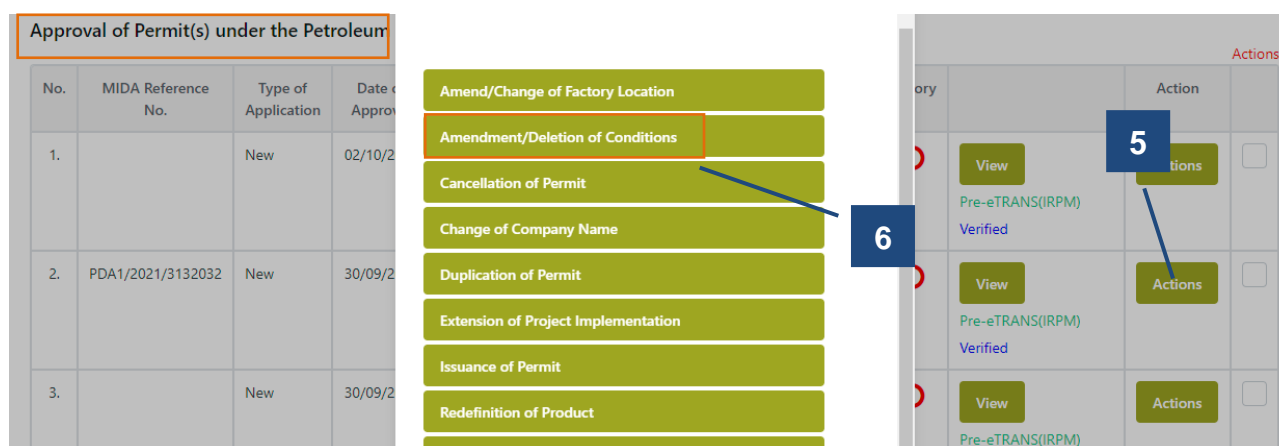
No.	MIDA Reference No.	Type of Application	Date of Approval	Product(s) / Activity(s)	Premise/Factory Location	Project Status	In
-----	--------------------	---------------------	------------------	--------------------------	--------------------------	----------------	----

No Approval of Permit(s) to show...

0 records

Add Previous Approved Record 

- In the “Approval of Permit(s) under the Petroleum Development Act, 1974” table, click on Action button of the Permit record that requires amendment of conditions.
- From the popup, click “Amendment/Deletion of Conditions” to display the application form.



The screenshot shows the 'Approval of Permit(s) under the Petroleum Development Act, 1974' table with three records. The first record is highlighted. A popup menu is displayed with the following options: Amend/Change of Factory Location, Amendment/Deletion of Conditions (highlighted with a red box and labeled 5), Cancellation of Permit, Change of Company Name, Duplication of Permit, Extension of Project Implementation, Issuance of Permit, and Redefinition of Product. A blue box labeled 6 points to the 'Amendment/Deletion of Conditions' option. The background shows the 'Actions' column of the table with 'View' and 'Actions' buttons for each record.

- Verify details in ‘**Section A - Company**’. Click Next.
(Refer to Chapter 3 Common Sections for (All Application): 3.1 Company)
- Verify details in ‘**Section B - Previous Approval Records**’. Click Next.
(Refer to Chapter 3 Common Sections for (All Application): 3.2 Previous Approval Records)
- In Section C – Amendment/Deletion of Conditions, fill up the required information. Then click Next.

Progress (3 / 5)

A

Company

B

Previous Company Activity/Project

C

Amendment/Deletion of Conditions

D

Supporting Documents

E

Declaration

Amendment/Deletion of Conditions

I. Permit Details

No.	Permit No.	Serial No.	MIDA Reference No.	Date of Approval	Product/Activity	Factory/Premise Location
1.	A 642576	126003	PDA1/2021/3132032	30/09/2020	Product 1, Product 2	Lot 716,Jalan MARCH45,15725 Ayer Tawar,Perak

II. Additional Permit Conditions

No.	Conditions	Amend/Delete?
1.	Syarat Tambahan Pengilang 1	-Select-

III. Export Condition

Condition	Amend/Delete?
These products must be at least 50% for domestic use.	-Select-

Justification *

Provide justification here...

10. The system will redirect to 'Section D - Supporting Documents'.

(Refer to Chapter 3 Common Sections for (All Application): 3.4 Supporting Documents)

Supporting Documents

+ Add New Supporting Document

No.	Documents to be submitted	File Name
1.	Business Premise License from Local Authority *	Upload File
2.	Company profile (latest printout) generated from Companies Commission of Malaysia (SSM) e-Info Services *	Upload File
3.	Tax Incentive approval under Promotion of Investment Act, 1986 or Income Tax Act, 1967	Upload File
4.	Registration certificate or letter of acknowledgement if the application for registration certificate is pending approval from Department of Occupational Safety and Health (DOSH)	Upload File

11. The system will redirect to the 'Section E - Declaration'.

(Refer to Chapter 3 Common Sections for (All Application): 3.5 Declaration)

4.8 Change of Company Name

1. From the Dashboard's My Company table, click on the company name for which the application is to be submitted.
2. Click **Company Profile**. Refer to the Chapter 2 "My Company" sub-section.

My Company

MANUFACTURING INDUSTRIES SDN BHD

Syarikat Kimia Malaysia Bhd

SEMICONDUCTOR INDUSTRIES SDN BHD

MALAYSIAN PLASTIC MANUFACTURERS ASSOCIATION

ELECTRICAL AND ELECTRONICS MALAYSIA SDN BHD

0000002P New Sdn Bhd

No 230 Jalan Palembang, Kawasan Perindustrian , Seri Kembangan. | [Company Profile](#)

Application No.	MIDA Reference No.	Application	Application Type	Application Status
EP202100166	EP/2021/00167	Expatriate Post	New	In Progress
EP202100126	EP/2021/00152	Expatriate Post	New	In Progress
IHOTR1202100054	IHOTR/2021/00016	Selected Incentive Under Income Tax Act 1967	New	In Progress
PAI202100166	APL/2021/00101	Post Approval Incentive - Retaining	New	Completed

3. Click on the Industrial Profile tab.

Company Name
0000002P NEW SDN BHD (0000002P)

Company Profile | Organization Structure | Financial Details | Overall Project Cost | Overall Manpower | History of Applications | **Industrial Profile** | Implementation Survey | APR Survey

4. If the Permit approved before eTRANS is not listed in "Approval of Permit(s) under the Petroleum Development Act, 1974" table, then click on Add Previous Approved Record button. Refer to User Guide for Company Profile (IRPM) for details about submitting a pre-eTRANS record.

Approval of Permit(s) under the Petroleum Development Act, 1974

No.	MIDA Reference No.	Type of Application	Date of Approval	Product(s) / Activity(s)	Premise/Factory Location	Project Status	In
-----	--------------------	---------------------	------------------	--------------------------	--------------------------	----------------	----

No Approval of Permit(s) to show...

0 records

Add Previous Approved Record 

5. In the “Approval of Permit(s) under the Petroleum Development Act, 1974” table, click on Action button for the record that needs change of company name.

6. From the popup, click “Change of Company Name” to display the application form



The screenshot displays the 'Approval of Permit(s) under the Petroleum Development Act, 1974' table with three records. A popup menu is shown for the first record, listing various actions. The 'Change of Company Name' option is highlighted with a red box and labeled with a blue '6'. Another screenshot shows the 'Actions' column of the table, with the 'Actions' button for the first record highlighted with a blue '5'.

No.	MIDA Reference No.	Type of Application	Date of Approval
1.		New	02/10/2021
2.	PDA1/2021/3132032	New	30/09/2021
3.		New	30/09/2021

Actions available for the first record:

- Amend/Change of Factory Location
- Amendment/Deletion of Conditions
- Cancellation of Permit
- Change of Company Name**
- Duplication of Permit
- Extension of Project Implementation
- Issuance of Permit
- Redefinition of Product

7. Verify details in ‘**Section A - Company**’. Click Next.

(Refer to Chapter 3 Common Sections for (All Application): 3.1 Company)

8. Verify details in ‘**Section B - Previous Approval Records**’. Click Next.

(Refer to Chapter 3 Common Sections for (All Application): 3.2 Previous Approval Records)

9. In Section C – Change of Company Name, fill up the required information. Then click Next.

Progress (3 / 5)

- A Company
- B Previous Company Activity/Project
- C Change of Company Name**
- D Supporting Documents
- E Declaration

Change of Company Name

I. Permit Details

No.	Permit No.	Serial No.	MIDA Reference No.	Date of Approval	Product/Activity	Factory/Premise Location
1.	A 642576	126003	PDA1/2021/3132032	30/09/2020	Product 1, Product 2	Lot 716, Jalan MARCH45, 15725 Ayer Tawar, Perak

II. Change of Company Name

Existing Company Name
Mapei International Berhad

New Company Name *

Date of Incorporation
01/05/2020

Date of Change (SSM Company Profile) *
24/05/2021

Registration Type
Registration Of Company (ROC)

Company Registration No.
0231780K

New SSM Company Registration No.

Justification *
Provide Justification here...

10. The system will redirect to 'Section D - Supporting Documents'.

(Refer to Chapter 3 Common Sections for (All Application): 3.4 Supporting Documents)

Supporting Documents

+ Add New Supporting Document

No.	Documents to be submitted	File Name
1.	Business Premise License from Local Authority *	Upload File
2.	Company profile (latest printout) generated from Companies Commission of Malaysia (SSM) e-Info Services *	Upload File
3.	Tax Incentive approval under Promotion of Investment Act, 1986 or Income Tax Act, 1967	Upload File
4.	Registration certificate or letter of acknowledgement if the application for registration certificate is pending approval from Department of Occupational Safety and Health (DOSH)	Upload File

11. The system will redirect to the 'Section E - Declaration'.

(Refer to Chapter 3 Common Sections for (All Application): Declaration)

4.9 Extension of Project Implementation

1. From the Dashboard's My Company table, click on the company name for which the application is to be submitted.
2. Click **Company Profile**. Refer to the Chapter 2 "My Company" sub-section.

1

My Company

MANUFACTURING INDUSTRIES SDN BHD

Syarikat Kimia Malaysia Bhd

SEMICONDUCTOR INDUSTRIES SDN BHD

MALAYSIAN PLASTIC MANUFACTURERS ASSOCIATION

ELECTRICAL AND ELECTRONICS MALAYSIA SDN BHD

2

0000002P New Sdn Bhd

No 230 Jalan Palembang, Kawasan Perindustrian, Seri Kembangan. | [Company Profile](#)

Application No.	MIDA Reference No.	Application	Application Type	Application Status
EP202100166	EP/2021/00167	Expatriate Post	New	In Progress
EP202100126	EP/2021/00152	Expatriate Post	New	In Progress
IHOTR1202100054	IHOTR/2021/00016	Selected Incentive Under Income Tax Act 1967	New	In Progress
PAI202100166	APL/2021/00101	Post Approval Incentive - Retaining	New	Completed

3. Click on the Industrial Profile tab.

3

Company Name
0000002P NEW SDN BHD (0000002P)

Company Profile | Organization Structure | Financial Details | Overall Project Cost | Overall Manpower | History of Applications | **Industrial Profile** | Implementation Survey | APR Survey

4. If the Permit approved before eTRANS is not listed in "Approval of Permit(s) under the Petroleum Development Act, 1974" table, then click on Add Previous Approved Record button. Refer to User Guide for Company Profile (IRPM) for details about submitting a pre-eTRANS record.

Approval of Permit(s) under the Petroleum Development Act, 1974

No.	MIDA Reference No.	Type of Application	Date of Approval	Product(s) / Activity(s)	Premise/Factory Location	Project Status	In
-----	--------------------	---------------------	------------------	--------------------------	--------------------------	----------------	----

No Approval of Permit(s) to show...

0 records

Add Previous Approved Record



5. In the “Approval of Permit(s) under the Petroleum Development Act, 1974” table, click on Action button for the record which the project implementation needs to be extended.

6. From the popup, click Extension of Project Implementation.

The screenshot displays the 'Approval of Permit(s) under the Petroleum Development Act, 1974' table with three records. The second record, with MIDA Reference No. PDA1/2021/3132032, is highlighted. To the right, a popup menu lists various actions, with 'Extension of Project Implementation' highlighted and labeled with a blue '6'. Further right, a detailed view of the 'Actions' column for the second record is shown, with a blue '5' pointing to the 'Actions' button.

No.	MIDA Reference No.	Type of Application	Date of Approval
1.		New	02/10/2021
2.	PDA1/2021/3132032	New	30/09/2021
3.		New	30/09/2021

Actions available for the selected record:

- Amend/Change of Factory Location
- Amendment/Deletion of Conditions
- Cancellation of Permit
- Change of Company Name
- Duplication of Permit
- Extension of Project Implementation**
- Issuance of Permit
- Redefinition of Product

Details of the 'Actions' column for the second record:

View	Actions
Pre-eTRANS(IRPM) Verified	Actions
Pre-eTRANS(IRPM) Verified	Actions
Pre-eTRANS(IRPM) Verified	Actions

7. Verify details in ‘Section A - Company’. Click Next.

(Refer to Chapter 3 Common Sections for (All Application): 3.1 Company)

8. Verify details in ‘Section B - Previous Approval Records’. Click Next.

(Refer to Chapter 3 Common Sections for (All Application): 3.2 Previous Approval Records)

9. In Section C – Extension of Project Implementation, fill up the required information. Then click Next.

Progress (3 / 5)

- A Company
- B Previous Company Activity/Project
- C Extension of Project Implementation**
- D Supporting Documents
- E Declaration

Extension of Project Implementation

I. Permit Details

No.	Permit No.	Serial No.	MIDA Reference No.	Date of Approval	Product/Activity	Factory/Premise Loca
1.	A 642576	126003	PDA1/2021/3132032	30/09/2020	Product 1, Product 2	Lot 716,Jalan MARCH4 Ayer Tawar,Perak

Current Extension End Date

Extension Period

Justification *

Provide justification here...

10. The system will redirect to 'Section D - Supporting Documents'.
(Refer to Chapter 3 Common Sections for (All Application): 3.4 Supporting Documents)

Supporting Documents

+ Add New Supporting Document

No.	Documents to be submitted	File Name
1.	Business Premise License from Local Authority *	Upload File
2.	Company profile (latest printout) generated from Companies Commission of Malaysia (SSM) e-Info Services *	Upload File
3.	Tax Incentive approval under Promotion of Investment Act, 1986 or Income Tax Act, 1967	Upload File
4.	Registration certificate or letter of acknowledgement if the application for registration certificate is pending approval from Department of Occupational Safety and Health (DOSH)	Upload File

11. The system will redirect to the 'Section E - Declaration'.
(Refer to Chapter 3 Common Sections for (All Application): 3.5 Declaration)

4.10 Surrender of Permit

1. From the Dashboard's My Company table, click on the company name for which the application is to be submitted.
2. Click **Company Profile**. Refer to the Chapter 2 "My Company" sub-section.

1

My Company

MANUFACTURING INDUSTRIES SDN BHD

Syarikat Kimia Malaysia Bhd

SEMICONDUCTOR INDUSTRIES SDN BHD

MALAYSIAN PLASTIC MANUFACTURERS ASSOCIATION

ELECTRICAL AND ELECTRONICS MALAYSIA SDN BHD

0000002P New Sdn Bhd

No 230 Jalan Palembang, Kawasan Perindustrian, Seri Kembangan, | [Company Profile](#)

Application No.	MIDA Reference No.	Application	Application Type	Application Status
EP202100166	EP/2021/00167	Expatriate Post	New	In Progress
EP202100126	EP/2021/00152	Expatriate Post	New	In Progress
IHOTR1202100054	IHOTR/2021/00016	Selected Incentive Under Income Tax Act 1967	New	In Progress
PAI202100166	APL/2021/00101	Post Approval Incentive - Retaining	New	Completed

2

3. Click on the Industrial Profile tab.

Company Name
0000002P NEW SDN BHD (0000002P)

3

Company Profile Organization Structure Financial Details Overall Project Cost Overall Manpower History of Applications **Industrial Profile** Implementation Survey APR Survey

4. If the Permit approved before eTRANS is not listed in "Approval of Permit(s) under the Petroleum Development Act, 1974" table, then click on Add Previous Approved Record button. Refer to User Guide for Company Profile (IRPM) for details about submitting a pre-eTRANS record.

Approval of Permit(s) under the Petroleum Development Act, 1974

No.	MIDA Reference No.	Type of Application	Date of Approval	Product(s) / Activity(s)	Premise/Factory Location	Project Status	In
No Approval of Permit(s) to show...							

0 records

Add Previous Approved Record

5. In the “Approval of Permit(s) under the Petroleum Development Act, 1974” table, click on Action button on the record that needs to be surrendered.

6. From the popup, click “Surrender of Permit” to display the application form.

Approval of Permit(s) under the Petroleum Development Act, 1974

No.	MIDA Reference No.	Type of Application	Date of Approval	Product(s) / Activity(s)	Premise/Factory Location	Project Status	In
1.		New	02/10/2021				
2.	PDA1/2021/3132032	New	30/09/2021				
3.		New	30/09/2021				
4.	PDA1/2021/00001	New	01/03/2021				

Modal Menu Actions:

- Amend/Change of Factory Location
- Amendment/Deletion of Conditions
- Cancellation of Permit
- Change of Company Name
- Duplication of Permit
- Extension of Project Implementation
- Issuance of Permit
- Redefinition of Product
- Reversal of Cancellation of Permit
- Surrender of Permit** (6)
- Transfer of Permit

Table Record Details (Right):

Category	Project Name	Status	Action
Pre-eTRANS	Verified	View	Actions (5)
Pre-eTRANS(IRPM)	Verified	View	Actions
Pre-eTRANS(IRPM)	Verified	View	Actions
Pre-eTRANS(IRPM)	Verified	View	Actions

7. Verify details in ‘Section A - Company’. Click Next.

(Refer to Chapter 3 Common Sections for (All Application): 3.1 Company)

8. Verify details in ‘Section B - Previous Approval Records’. Click Next.

(Refer to Chapter 3 Common Sections for (All Application): 3.2 Previous Approval Records)

9. In Section C – Surrender of Permit, fill up the required information. Then click Next.

Progress (3 / 5)

- A Company
- B Previous Company Activity/Project
- C Surrender of Manufacturing Licence**
- D Supporting Documents
- E Declaration

Surrender of Manufacturing Licence

Manufacturing Licence Details

No.	License No.	Serial No.	Reference No.	Effective Date	Product/Activity	
1.	A 76587	A 16098	ML1/2019/19807	01/09/2020	Chemical 1, Chemical 2, Chemical 3, Chemical 4	Plo 83, 9, Kawas Perindu

Justification *

Provide justification here...

[Previous](#) [Next](#)

10. The system will redirect to 'Section D - Supporting Documents'.

(Refer to Chapter 3 Common Sections for (All Application): 3.4 Supporting Documents)

Supporting Documents

[+ Add New Supporting Document](#)

No.	Documents to be submitted	File Name
1.	Business Premise License from Local Authority *	Upload File
2.	Company profile (latest printout) generated from Companies Commission of Malaysia (SSM) e-Info Services *	Upload File
3.	Tax Incentive approval under Promotion of Investment Act, 1986 or Income Tax Act, 1967	Upload File
4.	Registration certificate or letter of acknowledgement if the application for registration certificate is pending approval from Department of Occupational Safety and Health (DOSH)	Upload File

11. The system will redirect to the 'Section E - Declaration'.

(Refer to Chapter 3 Common Sections for (All Application): 3.5 Declaration)

4.11 Cancellation of Permit

1. From the Dashboard's My Company table, click on the company name for which the application is to be submitted.
2. Click **Company Profile**. Refer to the Chapter 2 "My Company" sub-section.

1

My Company

2

0000002P New Sdn Bhd

No 230 Jalan Palembang, Kawasan Perindustrian, Seri Kembangan. | [Company Profile](#)

Application No.	MIDA Reference No.	Application	Application Type	Application Status
EP202100166	EP/2021/00167	Expatriate Post	New	In Progress
EP202100126	EP/2021/00152	Expatriate Post	New	In Progress
IHOTR1202100054	IHOTR/2021/00016	Selected Incentive Under Income Tax Act 1967	New	In Progress
PAI202100166	APL/2021/00101	Post Approval Incentive - Retaining	New	Completed

3. Click on the Industrial Profile tab.

3

Company Name
0000002P NEW SDN BHD (0000002P)

Company Profile | Organization Structure | Financial Details | Overall Project Cost | Overall Manpower | History of Applications | **Industrial Profile** | Implementation Survey | APR Survey

4. If the Permit approved before eTRANS is not listed in "Approval of Permit(s) under the Petroleum Development Act, 1974" table, then click on Add Previous Approved Record button. Refer to User Guide for Company Profile (IRPM) for details about submitting a pre-eTRANS record.

Approval of Permit(s) under the Petroleum Development Act, 1974

No.	MIDA Reference No.	Type of Application	Date of Approval	Product(s) / Activity(s)	Premise/Factory Location	Project Status	In
-----	--------------------	---------------------	------------------	--------------------------	--------------------------	----------------	----

No Approval of Permit(s) to show...

0 records

Add Previous Approved Record

5. In the “Approval of Permit(s) under the Petroleum Development Act, 1974” table, click on Action button of the permit record that requires to be cancelled.

6. From the popup, click “Cancellation of Permit” to display the application form.

The screenshot shows the 'Approval of Permit(s) under the Petroleum Development Act, 1974' table with three records. The first record is highlighted. The 'Actions' button for this record is clicked, opening a popup menu. The 'Cancellation of Permit' option is highlighted in the popup menu. The 'View' button for the first record is also highlighted.

No.	MIDA Reference No.	Type of Application	Date of Approval
1.		New	02/10/2021
2.	PDA1/2021/3132032	New	30/09/2021
3.		New	30/09/2021

Actions:

- Amend/Change of Factory Location
- Amendment/Deletion of Conditions
- Cancellation of Permit**
- Change of Company Name
- Duplication of Permit
- Extension of Project Implementation
- Issuance of Permit
- Redefinition of Product

View

7. Verify details in ‘**Section A - Company**’. Click Next.

(Refer to Chapter 3 Common Sections for (All Application): 3.1 Company)

8. Verify details in ‘**Section B - Previous Approval Records**’. Click Next.

(Refer to Chapter 3 Common Sections for (All Application): 3.2 Previous Approval Records)

9. In Section C – Cancellation of Permit, fill up the required information. The click Next.

Progress (3 / 5)

A

Company

B

Previous Company Activity/Project

C

Cancellation of Permit

D

Supporting Documents

E

Declaration

Cancellation of Permit

I. Permit Details

No.	Permit No.	Serial No.	MIDA Reference No.	Date of Approval	Product/Activity	Factory/Premise Location
1.	A 23247	551630		02/10/2020	Product 1, Product 2, Product 3, Product 4	Lot 471, Jalan APRIL

Response for Cancellation Notice *

Provide response for cancellation notice here...

10. The system will redirect to 'Section D - Supporting Documents'.

(Refer to Chapter 3 Common Sections for (All Application): 3.4 Supporting Documents)

Supporting Documents

+ Add New Supporting Document

No.	Documents to be submitted	File Name
1.	Business Premise License from Local Authority *	Upload File
2.	Company profile (latest printout) generated from Companies Commission of Malaysia (SSM) e-Info Services *	Upload File
3.	Tax Incentive approval under Promotion of Investment Act, 1986 or Income Tax Act, 1967	Upload File
4.	Registration certificate or letter of acknowledgement if the application for registration certificate is pending approval from Department of Occupational Safety and Health (DOSH)	Upload File

11. The system will redirect to the 'Section E - Declaration'.

(Refer to Chapter 3 Common Sections for (All Application): 3.5 Declaration)

4.12 Reversal of Cancellation of Permit

1. From the Dashboard's My Company table, click on the company name for which the application is to be submitted.
2. Click **Company Profile**. Refer to the Chapter 2 "My Company" sub-section.

1

2

MANUFACTURING INDUSTRIES SDN BHD

Syarikat Kimia Malaysia Bhd

SEMICONDUCTOR INDUSTRIES SDN BHD

MALAYSIAN PLASTIC MANUFACTURERS ASSOCIATION

ELECTRICAL AND ELECTRONICS MALAYSIA SDN BHD

0000002P New Sdn Bhd

No 230 Jalan Palembang, Kawasan Perindustrian, Seri Kembangan. | [Company Profile](#)

Application No.	MIDA Reference No.	Application	Application Type	Application Status
EP202100166	EP/2021/00167	Expatriate Post	New	In Progress
EP202100126	EP/2021/00152	Expatriate Post	New	In Progress
IHOTR1202100054	IHOTR/2021/00016	Selected Incentive Under Income Tax Act 1967	New	In Progress
PAI202100166	APL/2021/00101	Post Approval Incentive - Retaining	New	Completed

3. Click on the Industrial Profile tab.

Company Name
0000002P NEW SDN BHD (0000002P)

3

Company Profile Organization Structure Financial Details Overall Project Cost Overall Manpower History of Applications Industrial Profile Implementation Survey APR Survey

4. If the Permit approved before eTRANS is not listed in "Approval of Permit(s) under the Petroleum Development Act, 1974" table, then click on Add Previous Approved Record button. Refer to User Guide for Company Profile (IRPM) for details about submitting a pre-eTRANS record.

Approval of Permit(s) under the Petroleum Development Act, 1974

No.	MIDA Reference No.	Type of Application	Date of Approval	Product(s) / Activity(s)	Premise/Factory Location	Project Status	In
-----	--------------------	---------------------	------------------	--------------------------	--------------------------	----------------	----

No Approval of Permit(s) to show...

0 records

Add Previous Approved Record

5. In the “Approval of Permit(s) under the Petroleum Development Act, 1974” table, click on Action button of the cancelled permit record that requires reversal .
6. From the popup, click “Reversal of Cancellation of Permit” to display the application form.

Approval of Permit(s) under the Petroleum Development Act, 1974

No.	MIDA Reference No.	Type of Application	Date of Approval	Product(s) / Activity(s)	Premise/Factory Location	Project Status	In
1.		New	02/10/2				
2.	PDA1/2021/3132032	New	30/09/2				
3.		New	30/09/2				
4.	PDA1/2021/00001	New	01/03/2				

Modal Menu Options:

- Amend/Change of Factory Location
- Amendment/Deletion of Conditions
- Cancellation of Permit
- Change of Company Name
- Duplication of Permit
- Extension of Project Implementation
- Issuance of Permit
- Redefinition of Product
- Reversal of Cancellation of Permit** (6)
- Surrender of Permit
- Transfer of Permit

Table Row 2 Details:

- View
- Pre-eTRANS(IRPM)
- Verified
- Actions (5)

7. Verify details in ‘**Section A - Company**’. Click Next.
(Refer to Chapter 3 Common Sections for (All Application): 3.1 Company)
8. Verify details in ‘**Section B - Previous Approval Records**’. Click Next.
(Refer to Chapter 3 Common Sections for (All Application): 3.2 Previous Approval Records)

9. In Section C – Reversal of Cancellation of Permit, fill up the required information. Then click Next.

Progress (3 / 5)

- A Company
- B Previous Company Activity/Project
- C Reversal of Cancellation of Permit**
- D Supporting Documents
- E Declaration

➤ Reversal of Cancellation of Permit

I. Permit Details

No.	Permit No.	Serial No.	MIDA Reference No.	Date of Approval	Product/Activity	Factory/Premise Location
1.	A 23247	551630		02/10/2020	Product 1, Product 2, Product 3, Product 4	Lot 471, Jalan APRIL 7

Justification *

Provide justification here...

10. The system will redirect to 'Section D - Supporting Documents'.
(Refer to Chapter 3 Common Sections for (All Application): 3.4 Supporting Documents)

➤ Supporting Documents

+ Add New Supporting Document

No.	Documents to be submitted	File Name
1.	Business Premise License from Local Authority *	Upload File
2.	Company profile (latest printout) generated from Companies Commission of Malaysia (SSM) e-Info Services *	Upload File
3.	Tax Incentive approval under Promotion of Investment Act, 1986 or Income Tax Act, 1967	Upload File
4.	Registration certificate or letter of acknowledgement if the application for registration certificate is pending approval from Department of Occupational Safety and Health (DOSH)	Upload File

11. The system will redirect to the 'Section E - Declaration'.
(Refer to Chapter 3 Common Sections for (All Application): 3.5 Declaration)